



*New Standards English/Language Arts Reference Exam  
School Results from Spring, 2002  
Elementary Level (Tested at Grade 04 )*



School Name	N	Reading										Writing									
		Basic Understanding					Analysis and Interpretation					Effectiveness					Conventions				
		Little	Below	Nearly	Stndrd	Honors	Little	Below	Nearly	Stndrd	Honors	Little	Below	Nearly	Stndrd	Honors	Little	Below	Nearly	Stndrd	Honors
Academy School	49	0%	6%	14%	61%	18%	0%	10%	33%	57%	0%	0%	29%	20%	43%	8%	0%	31%	22%	47%	0%
Addison Central School	16	0%	0%	25%	75%	0%	0%	13%	25%	56%	6%	0%	31%	31%	31%	6%	0%	19%	19%	63%	0%
Albany Community School	12	0%	17%	0%	67%	17%	0%	8%	17%	67%	8%	0%	33%	33%	33%	0%	0%	33%	0%	67%	0%
Albert Bridge Sch (W Wind.)	12	0%	0%	0%	58%	42%	0%	0%	8%	75%	17%	0%	0%	8%	67%	25%	0%	0%	17%	75%	8%
Alburg Community Ed Center	27	0%	19%	15%	59%	7%	0%	15%	33%	52%	0%	0%	11%	26%	59%	4%	0%	22%	44%	33%	0%
Bakersfield School	20	0%	0%	25%	65%	10%	0%	10%	30%	60%	0%	0%	20%	45%	30%	5%	0%	25%	15%	55%	5%
Barnet Elementary School	21	0%	0%	0%	57%	43%	0%	5%	19%	62%	14%	0%	0%	10%	67%	24%	0%	14%	14%	62%	10%
Barre City Elem/Middle School	82	0%	5%	18%	71%	6%	0%	10%	30%	56%	4%	0%	30%	20%	43%	7%	0%	22%	24%	51%	2%
Barre Town Elementary School	104	0%	3%	11%	63%	24%	0%	7%	21%	68%	4%	1%	27%	22%	50%	0%	0%	16%	27%	54%	3%
Barstow Memorial School	26	0%	0%	4%	62%	35%	0%	4%	8%	69%	19%	0%	15%	4%	65%	15%	0%	0%	8%	77%	15%
Barton Graded School	25	0%	12%	20%	48%	20%	0%	12%	16%	56%	16%	0%	40%	16%	40%	4%	0%	24%	12%	56%	8%
Beeman Elementary School	19	0%	0%	5%	63%	32%	0%	0%	11%	84%	5%	0%	26%	11%	58%	5%	0%	0%	21%	74%	5%
Bellows Free Academy (Fairfax)	80	0%	8%	6%	66%	20%	0%	5%	28%	64%	4%	0%	23%	14%	49%	15%	0%	9%	26%	65%	0%
Bennington Elem. School	40	0%	5%	18%	70%	8%	0%	5%	38%	58%	0%	0%	28%	20%	43%	10%	0%	23%	28%	48%	3%
Benson Village School	14	0%	7%	14%	71%	7%	0%	0%	21%	71%	7%	0%	14%	29%	36%	21%	0%	36%	21%	43%	0%
Berkshire Elementary School	21	0%	10%	24%	52%	14%	0%	5%	33%	62%	0%	5%	38%	10%	43%	5%	0%	24%	19%	52%	5%
Berlin Elementary School	38	0%	13%	24%	47%	16%	3%	8%	42%	45%	3%	3%	16%	13%	66%	3%	0%	24%	21%	53%	3%
Bethel Elementary School	17	0%	6%	0%	71%	24%	0%	6%	18%	71%	6%	0%	6%	12%	59%	24%	0%	29%	12%	59%	0%
Bingham Memorial School	13	0%	8%	15%	62%	15%	0%	8%	15%	69%	8%	0%	31%	23%	46%	0%	0%	15%	23%	46%	15%
Blue Mountain USD #21	37	0%	5%	22%	59%	14%	0%	8%	35%	54%	3%	0%	14%	14%	59%	14%	0%	22%	22%	54%	3%
Bradford Elementary School	27	0%	7%	7%	74%	11%	0%	4%	37%	59%	0%	0%	15%	22%	52%	11%	0%	15%	7%	78%	0%
Braintree School	19	0%	16%	21%	58%	5%	0%	0%	42%	53%	5%	0%	21%	16%	47%	16%	0%	26%	21%	47%	5%
Brewster Pierce School	28	0%	4%	14%	71%	11%	0%	7%	14%	75%	4%	0%	7%	43%	39%	11%	4%	11%	29%	57%	0%
Bridgewater Village School	12	0%	0%	17%	75%	8%	0%	0%	25%	75%	0%	0%	8%	17%	50%	25%	0%	17%	50%	33%	0%

Little=Little Evidence of Achievement, Below=Below the Standard, Nearly=Nearly Achieved the Standard, Stndrd=Achieved the Standard, Honors=Achieved the Standard with Honors


*New Standards English/Language Arts Reference Exam  
School Results from Spring, 2002  
Elementary Level (Tested at Grade 04 )*



School Name	N	Reading										Writing									
		Basic Understanding					Analysis and Interpretation					Effectiveness					Conventions				
		Little	Below	Nearly	Stndrd	Honors	Little	Below	Nearly	Stndrd	Honors	Little	Below	Nearly	Stndrd	Honors	Little	Below	Nearly	Stndrd	Honors
Bridport Central School	21	5%	0%	14%	67%	14%	0%	10%	24%	67%	0%	0%	24%	43%	29%	5%	0%	38%	10%	52%	0%
Brighton Elementary School	18	0%	6%	28%	56%	11%	0%	11%	44%	44%	0%	0%	11%	11%	72%	6%	0%	17%	28%	56%	0%
Bristol Elementary School	53	2%	25%	15%	45%	13%	2%	17%	26%	55%	0%	0%	32%	11%	53%	4%	2%	40%	15%	40%	4%
Brookfield School	14	0%	7%	14%	64%	14%	0%	7%	21%	71%	0%	0%	7%	29%	57%	7%	0%	7%	29%	64%	0%
Brownington Central School	22	0%	18%	23%	50%	9%	0%	14%	32%	50%	5%	5%	27%	23%	36%	9%	0%	18%	36%	41%	5%
Burke Town School	24	0%	17%	21%	58%	4%	0%	17%	42%	38%	4%	0%	54%	38%	8%	0%	0%	33%	38%	25%	4%
C. P. Smith School	49	0%	8%	12%	55%	24%	0%	10%	14%	65%	10%	0%	12%	4%	63%	20%	0%	14%	20%	55%	10%
Cabot School	14	0%	0%	14%	64%	21%	0%	14%	7%	79%	0%	0%	57%	29%	14%	0%	0%	21%	43%	36%	0%
Calais Elementary School	14	0%	0%	14%	71%	14%	0%	14%	21%	57%	7%	0%	7%	14%	57%	21%	0%	21%	21%	50%	7%
Cambridge Elementary School	29	0%	14%	0%	69%	17%	0%	14%	17%	62%	7%	3%	28%	7%	52%	10%	0%	3%	17%	66%	14%
Canaan Schools	14	0%	7%	14%	64%	14%	0%	7%	29%	64%	0%	0%	43%	21%	36%	0%	0%	0%	64%	36%	0%
Canal St/Oak Grove Schools	28	0%	11%	25%	61%	4%	0%	11%	36%	54%	0%	0%	46%	21%	29%	4%	0%	36%	39%	25%	0%
Castleton-Hubardton USD#42	66	0%	11%	21%	58%	11%	2%	11%	35%	48%	5%	2%	38%	15%	41%	5%	0%	24%	26%	42%	8%
Catamount Elementary School	51	0%	12%	24%	57%	8%	0%	8%	35%	55%	2%	0%	53%	24%	24%	0%	0%	22%	27%	51%	0%
Cavendish Town Elem. School	19	0%	0%	5%	42%	53%	0%	0%	11%	79%	11%	0%	5%	0%	53%	42%	0%	5%	21%	63%	11%
Chamberlin School	48	0%	4%	17%	65%	15%	0%	6%	23%	67%	4%	0%	17%	17%	60%	6%	0%	6%	21%	65%	8%
Champlain School	40	0%	10%	5%	53%	33%	0%	8%	20%	55%	18%	0%	3%	8%	35%	55%	0%	18%	5%	63%	15%
Charleston Elem. School	11	0%	9%	18%	64%	9%	0%	18%	45%	36%	0%	0%	9%	9%	73%	9%	0%	18%	27%	45%	9%
Charlotte Central School	71	0%	4%	10%	58%	28%	0%	4%	7%	82%	7%	0%	17%	18%	41%	24%	0%	17%	11%	62%	10%
Chelsea Elem. High School	16	0%	0%	19%	69%	13%	0%	6%	44%	50%	0%	0%	44%	19%	31%	6%	6%	19%	31%	38%	6%
Cherry Hill Elem. School	19	0%	11%	21%	63%	5%	0%	11%	26%	63%	0%	0%	32%	16%	53%	0%	0%	42%	16%	42%	0%
Chester-Andover USD #29	44	0%	5%	18%	66%	11%	0%	5%	11%	82%	2%	0%	16%	11%	64%	9%	0%	7%	20%	59%	14%
Clarendon Elementary School	30	0%	3%	23%	67%	7%	0%	10%	17%	73%	0%	0%	13%	17%	67%	3%	0%	3%	33%	57%	7%
Concord School	18	0%	0%	6%	67%	28%	0%	0%	17%	72%	11%	0%	17%	17%	56%	11%	0%	0%	22%	78%	0%

Little=Little Evidence of Achievement, Below=Below the Standard, Nearly=Nearly Achieved the Standard, Stndrd=Achieved the Standard, Honors=Achieved the Standard with Honors


*New Standards English/Language Arts Reference Exam  
School Results from Spring, 2002  
Elementary Level (Tested at Grade 04 )*



School Name	N	Reading										Writing									
		Basic Understanding					Analysis and Interpretation					Effectiveness					Conventions				
		Little	Below	Nearly	Stndrd	Honors	Little	Below	Nearly	Stndrd	Honors	Little	Below	Nearly	Stndrd	Honors	Little	Below	Nearly	Stndrd	Honors
Currier Memorial USD #23	12	0%	25%	17%	33%	25%	0%	8%	33%	58%	0%	0%	33%	17%	50%	0%	0%	33%	17%	50%	0%
Danville School	20	0%	5%	15%	65%	15%	0%	20%	25%	50%	5%	0%	35%	15%	50%	0%	0%	35%	15%	50%	0%
Deerfield Valley Elem. Sch	22	0%	0%	5%	68%	27%	0%	0%	14%	73%	14%	0%	23%	0%	68%	9%	0%	5%	36%	59%	0%
Derby Elementary School	56	0%	7%	9%	68%	16%	0%	11%	30%	55%	4%	2%	27%	18%	45%	9%	0%	21%	23%	50%	5%
Dorset School	22	0%	9%	0%	59%	32%	0%	5%	18%	68%	9%	0%	5%	9%	68%	18%	0%	18%	5%	77%	0%
Dothan Brook School	51	0%	4%	6%	67%	24%	0%	2%	18%	69%	12%	0%	8%	14%	71%	8%	0%	2%	14%	78%	6%
Dover Elementary School	17	0%	0%	18%	71%	12%	0%	18%	24%	53%	6%	0%	29%	29%	35%	6%	0%	12%	18%	65%	6%
Dummerston Schools	16	0%	0%	0%	38%	63%	0%	0%	6%	69%	25%	0%	6%	19%	50%	25%	0%	0%	13%	75%	13%
East Montpelier Elem. Sch	31	0%	10%	10%	65%	16%	0%	10%	26%	55%	10%	0%	32%	23%	39%	6%	0%	23%	23%	45%	10%
Eden Central School	17	0%	12%	18%	71%	0%	0%	18%	47%	35%	0%	0%	59%	18%	24%	0%	0%	29%	47%	24%	0%
Edmunds Elementary School	35	0%	3%	9%	57%	31%	0%	9%	17%	66%	9%	0%	6%	9%	57%	29%	0%	11%	20%	63%	6%
Elm Hill School	27	0%	11%	7%	70%	11%	0%	7%	33%	44%	15%	0%	41%	15%	41%	4%	0%	22%	11%	59%	7%
Enosburg Falls Elem. School	47	0%	4%	23%	66%	6%	0%	6%	32%	60%	2%	0%	34%	19%	43%	4%	0%	19%	26%	51%	4%
Fair Haven Grade School	38	0%	13%	16%	71%	0%	0%	18%	32%	45%	5%	0%	39%	24%	34%	3%	3%	39%	21%	34%	3%
Fairfield Center School	26	0%	0%	12%	73%	15%	0%	0%	15%	81%	4%	0%	23%	8%	62%	8%	0%	12%	15%	73%	0%
Fayston Elementary School	13	0%	8%	8%	54%	31%	0%	0%	8%	85%	8%	0%	15%	38%	31%	15%	0%	8%	15%	77%	0%
Ferrisburgh Central School	36	0%	0%	11%	56%	33%	0%	3%	17%	75%	6%	0%	19%	11%	61%	8%	0%	14%	11%	56%	19%
Fisher School	30	0%	20%	20%	40%	20%	0%	20%	20%	57%	3%	0%	27%	17%	50%	7%	3%	10%	27%	53%	7%
Fletcher Elementary School	14	0%	7%	7%	57%	29%	0%	14%	14%	64%	7%	0%	29%	36%	36%	0%	0%	7%	29%	64%	0%
Flood Brook USD #20	36	0%	3%	3%	75%	19%	0%	0%	8%	75%	17%	0%	0%	11%	53%	36%	0%	6%	8%	78%	8%
Folsom Ed. & Community Ctr	22	0%	0%	0%	64%	36%	0%	0%	9%	68%	23%	0%	0%	18%	59%	23%	0%	5%	14%	73%	9%
Founders Memorial School	163	0%	2%	6%	66%	26%	0%	1%	20%	69%	10%	0%	14%	15%	47%	23%	0%	7%	12%	74%	7%
Franklin Central School	18	0%	22%	11%	44%	22%	0%	17%	33%	44%	6%	0%	28%	22%	50%	0%	0%	22%	28%	44%	6%
Georgia Elem/Middle School	65	0%	9%	11%	66%	14%	0%	9%	28%	62%	2%	0%	48%	20%	25%	8%	0%	22%	26%	52%	0%

Little=Little Evidence of Achievement, Below=Below the Standard, Nearly=Nearly Achieved the Standard, Stndrd=Achieved the Standard, Honors=Achieved the Standard with Honors


*New Standards English/Language Arts Reference Exam  
School Results from Spring, 2002  
Elementary Level (Tested at Grade 04 )*



School Name	N	Reading										Writing									
		Basic Understanding					Analysis and Interpretation					Effectiveness					Conventions				
		Little	Below	Nearly	Stndrd	Honors	Little	Below	Nearly	Stndrd	Honors	Little	Below	Nearly	Stndrd	Honors	Little	Below	Nearly	Stndrd	Honors
Glover Village School	12	0%	0%	8%	83%	8%	0%	0%	17%	83%	0%	0%	33%	8%	50%	8%	0%	0%	25%	67%	8%
Grand Isle Elem. School	17	0%	12%	18%	47%	24%	0%	12%	29%	53%	6%	0%	35%	24%	35%	6%	6%	24%	35%	35%	0%
Green Street School	39	0%	3%	15%	46%	36%	0%	3%	18%	72%	8%	0%	5%	18%	64%	13%	0%	8%	8%	82%	3%
Guilford Central School	30	0%	10%	7%	70%	13%	0%	3%	37%	60%	0%	0%	60%	23%	17%	0%	0%	27%	27%	43%	3%
Hardwick Elementary School	48	0%	6%	25%	56%	13%	0%	4%	38%	52%	6%	0%	25%	25%	44%	6%	0%	21%	31%	42%	6%
Hartland Elementary School	36	0%	11%	14%	56%	19%	0%	3%	31%	64%	3%	0%	31%	19%	47%	3%	0%	11%	19%	58%	11%
Highgate Schools	51	0%	12%	22%	63%	4%	0%	20%	27%	53%	0%	0%	29%	24%	41%	6%	4%	24%	33%	37%	2%
Hinesburg Community School	49	0%	4%	20%	59%	16%	0%	12%	12%	71%	4%	0%	18%	16%	53%	12%	0%	22%	31%	41%	6%
Holland Elementary School	13	0%	15%	15%	54%	15%	0%	23%	23%	54%	0%	0%	23%	23%	23%	31%	0%	15%	38%	38%	8%
Hyde Park Elementary School	39	0%	8%	18%	62%	13%	3%	3%	41%	54%	0%	0%	62%	21%	18%	0%	0%	26%	38%	33%	3%
Irasburg Village School	14	0%	7%	14%	71%	7%	0%	14%	29%	57%	0%	0%	21%	29%	50%	0%	0%	0%	29%	71%	0%
J. F. Kennedy Elem. School	49	0%	10%	10%	59%	20%	0%	8%	24%	55%	12%	0%	6%	6%	67%	20%	0%	18%	24%	57%	0%
J. J. Flynn School	69	0%	6%	12%	70%	13%	0%	9%	16%	65%	10%	0%	10%	16%	49%	25%	1%	17%	10%	62%	9%
Jamaica Village School	17	0%	0%	12%	71%	18%	0%	6%	12%	82%	0%	0%	0%	12%	82%	6%	0%	24%	29%	47%	0%
Jericho Elementary School	55	0%	4%	15%	60%	22%	0%	4%	24%	62%	11%	0%	25%	16%	47%	11%	0%	5%	29%	60%	5%
Johnson Elementary School	30	0%	7%	13%	57%	23%	0%	7%	27%	67%	0%	0%	33%	27%	40%	0%	0%	17%	17%	67%	0%
Lakeview USD #43	12	0%	8%	50%	25%	17%	0%	17%	50%	33%	0%	0%	33%	25%	33%	8%	0%	17%	58%	25%	0%
Lawrence Barnes School	26	0%	12%	15%	65%	8%	0%	12%	35%	54%	0%	0%	35%	19%	46%	0%	0%	19%	23%	58%	0%
Leicester Central School	13	0%	15%	31%	54%	0%	0%	23%	38%	38%	0%	0%	54%	23%	23%	0%	0%	46%	38%	15%	0%
Lincoln Community School	17	0%	6%	29%	59%	6%	0%	18%	24%	59%	0%	0%	29%	35%	35%	0%	0%	24%	29%	41%	6%
Lothrop School	29	0%	14%	10%	59%	17%	0%	17%	28%	48%	7%	0%	21%	7%	62%	10%	0%	17%	24%	48%	10%
Lowell Village School	11	0%	0%	36%	64%	0%	0%	9%	27%	64%	0%	0%	0%	36%	64%	0%	0%	9%	27%	64%	0%
Ludlow Elementary School	26	0%	4%	8%	73%	15%	0%	8%	27%	62%	4%	0%	27%	23%	46%	4%	0%	23%	27%	46%	4%
Lunenburg Schools	18	0%	11%	11%	72%	6%	0%	6%	33%	50%	11%	0%	39%	17%	39%	6%	0%	22%	28%	44%	6%

Little=Little Evidence of Achievement, Below=Below the Standard, Nearly=Nearly Achieved the Standard, Stndrd=Achieved the Standard, Honors=Achieved the Standard with Honors


*New Standards English/Language Arts Reference Exam  
School Results from Spring, 2002  
Elementary Level (Tested at Grade 04 )*



School Name	N	Reading										Writing									
		Basic Understanding					Analysis and Interpretation					Effectiveness					Conventions				
		Little	Below	Nearly	Stndrd	Honors	Little	Below	Nearly	Stndrd	Honors	Little	Below	Nearly	Stndrd	Honors	Little	Below	Nearly	Stndrd	Honors
Lyndon Town School	69	1%	7%	14%	72%	4%	0%	14%	29%	54%	3%	0%	59%	19%	22%	0%	1%	13%	32%	51%	3%
Malletts Bay School	195	0%	7%	13%	62%	18%	1%	7%	28%	60%	5%	1%	19%	16%	49%	15%	0%	21%	22%	51%	6%
Manchester Elem/Middle School	56	0%	4%	14%	66%	16%	0%	5%	21%	70%	4%	0%	27%	27%	39%	7%	0%	21%	13%	63%	4%
Marion W. Cross School	39	0%	3%	3%	69%	26%	0%	0%	8%	85%	8%	0%	18%	31%	36%	15%	0%	8%	21%	69%	3%
Mettawee Community Sch USD #47	25	0%	4%	12%	48%	36%	0%	12%	16%	64%	8%	0%	36%	20%	40%	4%	0%	28%	16%	48%	8%
Middlebury ID #4 School	77	0%	6%	6%	62%	25%	0%	4%	23%	66%	6%	0%	17%	22%	55%	6%	1%	17%	19%	60%	3%
Middletown Springs Elem School	13	0%	0%	15%	77%	8%	0%	15%	15%	69%	0%	0%	46%	23%	31%	0%	0%	31%	8%	62%	0%
Millers Run School USD #37	18	0%	17%	22%	56%	6%	0%	11%	44%	44%	0%	0%	22%	22%	56%	0%	0%	44%	28%	28%	0%
Milton Elementary School	131	0%	8%	17%	69%	6%	0%	8%	31%	59%	2%	0%	23%	21%	50%	6%	0%	23%	24%	50%	3%
Molly Stark School	34	0%	3%	15%	68%	15%	0%	12%	38%	44%	6%	0%	18%	24%	53%	6%	0%	12%	26%	62%	0%
Monkton Central School	30	0%	3%	13%	57%	27%	0%	7%	13%	77%	3%	0%	33%	13%	37%	17%	3%	10%	27%	57%	3%
Montgomery Center School	11	0%	9%	0%	82%	9%	0%	0%	18%	73%	9%	0%	27%	36%	36%	0%	0%	9%	9%	82%	0%
Monument School	27	0%	0%	4%	56%	41%	0%	0%	19%	59%	22%	0%	4%	26%	59%	11%	0%	7%	7%	70%	15%
Moretown Elementary School	16	0%	13%	6%	75%	6%	0%	0%	25%	69%	6%	0%	19%	13%	63%	6%	0%	31%	13%	56%	0%
Morristown Elem. Schools	66	0%	9%	6%	68%	17%	0%	9%	18%	62%	11%	0%	17%	14%	47%	23%	0%	14%	24%	55%	8%
Mt. Holly School	13	0%	0%	31%	62%	8%	0%	23%	31%	46%	0%	0%	31%	23%	46%	0%	0%	23%	31%	46%	0%
Neshobe School	69	3%	6%	20%	62%	9%	1%	12%	32%	51%	4%	0%	26%	14%	54%	6%	0%	26%	25%	48%	1%
Newbury Elementary School	30	0%	3%	27%	63%	7%	0%	10%	37%	53%	0%	0%	13%	37%	40%	10%	0%	7%	40%	53%	0%
Newport City Elem Schools	47	0%	9%	15%	74%	2%	0%	15%	49%	36%	0%	0%	13%	9%	72%	6%	0%	19%	38%	43%	0%
Newport Town School	14	0%	0%	36%	64%	0%	0%	7%	71%	21%	0%	0%	14%	36%	50%	0%	0%	21%	43%	36%	0%
Newton Elementary School	18	0%	0%	6%	61%	33%	0%	0%	11%	83%	6%	0%	6%	17%	39%	39%	0%	6%	28%	61%	6%
No. Bennington Graded School	27	0%	0%	19%	70%	11%	0%	15%	19%	63%	4%	0%	11%	22%	48%	19%	0%	19%	33%	48%	0%
Northfield Elementary School	62	0%	10%	15%	61%	15%	0%	10%	24%	63%	3%	2%	34%	23%	37%	5%	0%	29%	23%	47%	2%
Orchard School	52	0%	0%	6%	71%	23%	0%	0%	19%	67%	13%	0%	10%	12%	54%	25%	0%	6%	10%	77%	8%

Little=Little Evidence of Achievement, Below=Below the Standard, Nearly=Nearly Achieved the Standard, Stndrd=Achieved the Standard, Honors=Achieved the Standard with Honors


*New Standards English/Language Arts Reference Exam  
School Results from Spring, 2002  
Elementary Level (Tested at Grade 04 )*



School Name	N	Reading										Writing									
		Basic Understanding					Analysis and Interpretation					Effectiveness					Conventions				
		Little	Below	Nearly	Stndrd	Honors	Little	Below	Nearly	Stndrd	Honors	Little	Below	Nearly	Stndrd	Honors	Little	Below	Nearly	Stndrd	Honors
Orleans Elementary School	18	0%	0%	17%	72%	11%	0%	11%	17%	67%	6%	0%	44%	22%	28%	6%	0%	11%	6%	78%	6%
Orwell Village School	25	0%	8%	4%	64%	24%	0%	0%	24%	76%	0%	0%	32%	4%	64%	0%	0%	28%	8%	64%	0%
Ottauquechee School	32	0%	3%	3%	84%	9%	0%	0%	31%	66%	3%	0%	19%	19%	50%	13%	3%	0%	34%	59%	3%
Park Street School	41	0%	5%	12%	71%	12%	0%	17%	27%	54%	2%	0%	44%	12%	34%	10%	0%	17%	32%	46%	5%
Pomfret School	14	0%	7%	7%	43%	43%	0%	7%	14%	50%	29%	0%	0%	7%	57%	36%	0%	14%	14%	64%	7%
Poultney Elementary School	34	0%	6%	15%	71%	9%	0%	6%	35%	56%	3%	0%	32%	26%	41%	0%	0%	21%	12%	68%	0%
Pownal Elementary School	25	0%	4%	8%	64%	24%	0%	0%	20%	80%	0%	0%	16%	16%	60%	8%	0%	0%	24%	76%	0%
Proctor Elementary School	28	0%	0%	4%	82%	14%	0%	4%	7%	79%	11%	0%	32%	21%	39%	7%	0%	14%	21%	57%	7%
Putney Central School	18	0%	11%	17%	50%	22%	0%	11%	22%	56%	11%	6%	17%	6%	72%	0%	0%	22%	6%	67%	6%
Randolph Elementary School	38	0%	11%	13%	71%	5%	0%	8%	29%	61%	3%	0%	16%	16%	55%	13%	5%	24%	18%	50%	3%
Richford Elementary School	37	0%	8%	16%	73%	3%	0%	11%	16%	70%	3%	0%	46%	19%	32%	3%	0%	32%	27%	38%	3%
Richmond Elementary School	62	0%	3%	13%	63%	21%	0%	0%	21%	68%	11%	0%	16%	11%	50%	23%	0%	13%	18%	55%	15%
Robinson School	31	0%	3%	10%	71%	16%	0%	13%	26%	61%	0%	0%	19%	16%	65%	0%	0%	16%	32%	52%	0%
Rochester Elem/High School	15	0%	7%	20%	60%	13%	0%	7%	33%	60%	0%	0%	40%	7%	47%	7%	0%	33%	0%	60%	7%
Rockingham Central Elementary	33	0%	12%	15%	64%	9%	0%	12%	27%	61%	0%	0%	48%	33%	18%	0%	0%	36%	21%	42%	0%
Rumney School (Middlesex)	20	0%	0%	20%	55%	25%	0%	0%	20%	80%	0%	0%	30%	5%	55%	10%	0%	35%	15%	35%	15%
Rutland Intermediate School	190	0%	12%	14%	59%	15%	2%	15%	28%	51%	4%	1%	42%	21%	29%	8%	1%	35%	19%	41%	5%
Rutland Town Elem School	49	0%	0%	2%	59%	39%	0%	2%	20%	69%	8%	0%	10%	10%	53%	27%	0%	8%	12%	76%	4%
Samuel Morey Elementary	25	0%	0%	4%	60%	36%	0%	8%	16%	68%	8%	0%	16%	12%	44%	28%	0%	4%	20%	68%	8%
Saxtons River Elem. School	24	0%	4%	21%	58%	17%	0%	8%	25%	58%	8%	0%	42%	4%	46%	8%	0%	33%	21%	38%	8%
Shaftsbury Elem. School	30	0%	10%	17%	67%	7%	0%	7%	33%	60%	0%	0%	40%	27%	30%	3%	0%	23%	20%	57%	0%
Sharon Elementary School	23	0%	4%	22%	65%	9%	0%	9%	35%	52%	4%	0%	26%	30%	39%	4%	4%	17%	26%	52%	0%
Shelburne Community School	107	0%	2%	12%	65%	21%	0%	5%	18%	73%	5%	0%	17%	15%	50%	18%	1%	7%	19%	67%	7%
Sheldon Elementary School	39	0%	5%	23%	54%	18%	0%	8%	28%	64%	0%	0%	28%	28%	44%	0%	0%	15%	36%	46%	3%

Little=Little Evidence of Achievement, Below=Below the Standard, Nearly=Nearly Achieved the Standard, Stndrd=Achieved the Standard, Honors=Achieved the Standard with Honors


*New Standards English/Language Arts Reference Exam  
School Results from Spring, 2002  
Elementary Level (Tested at Grade 04 )*



School Name	N	Reading										Writing									
		Basic Understanding					Analysis and Interpretation					Effectiveness					Conventions				
		Little	Below	Nearly	Stndrd	Honors	Little	Below	Nearly	Stndrd	Honors	Little	Below	Nearly	Stndrd	Honors	Little	Below	Nearly	Stndrd	Honors
Sherburne Elementary School	19	0%	0%	5%	68%	26%	0%	0%	5%	68%	26%	0%	0%	11%	53%	37%	0%	0%	11%	79%	11%
Shoreham Elementary School	12	0%	0%	17%	58%	25%	0%	0%	42%	58%	0%	0%	17%	25%	42%	17%	0%	17%	17%	50%	17%
So. Burlington Central School	65	0%	5%	11%	65%	20%	0%	8%	17%	75%	0%	0%	28%	26%	42%	5%	0%	18%	18%	54%	9%
So. Royalton Elem/High School	31	0%	0%	3%	77%	19%	0%	3%	13%	77%	6%	0%	23%	35%	39%	3%	0%	13%	26%	58%	3%
St Albans City School	75	0%	4%	11%	68%	17%	0%	7%	25%	65%	3%	0%	17%	12%	63%	8%	0%	17%	23%	51%	9%
St. Albans Town Educ. Center	67	0%	4%	15%	64%	16%	0%	4%	18%	75%	3%	0%	12%	30%	48%	10%	0%	10%	21%	67%	1%
St. Johnsbury Schools	63	0%	14%	22%	54%	10%	2%	14%	37%	43%	5%	2%	33%	30%	33%	2%	0%	38%	21%	35%	6%
Stowe Elementary School	51	0%	0%	8%	61%	31%	0%	4%	8%	71%	18%	0%	22%	29%	43%	6%	0%	4%	14%	75%	8%
Swanton Schools	91	0%	8%	9%	57%	26%	0%	5%	25%	63%	7%	0%	20%	25%	41%	14%	0%	15%	20%	44%	21%
Thatcher Brook Primary USD #45	81	0%	2%	16%	64%	17%	0%	6%	20%	68%	6%	1%	27%	26%	38%	7%	1%	20%	20%	54%	5%
Thetford Elementary School	30	0%	3%	3%	73%	20%	0%	0%	13%	83%	3%	0%	20%	30%	37%	13%	0%	17%	13%	60%	10%
Thomas Fleming School	113	0%	1%	10%	65%	24%	0%	2%	19%	74%	4%	1%	13%	25%	41%	20%	0%	15%	21%	56%	8%
Townshend Village School	18	0%	0%	22%	56%	22%	0%	17%	28%	56%	0%	0%	39%	17%	39%	6%	0%	17%	22%	61%	0%
Troy School	14	0%	29%	29%	43%	0%	0%	14%	50%	36%	0%	0%	29%	43%	29%	0%	0%	43%	14%	43%	0%
Tunbridge Central School	15	0%	0%	7%	87%	7%	0%	0%	20%	80%	0%	0%	7%	20%	67%	7%	0%	7%	27%	67%	0%
Twinfield USD #33	30	0%	3%	10%	73%	13%	0%	10%	10%	73%	7%	0%	10%	13%	67%	10%	0%	3%	23%	63%	10%
Underhill Central School	29	0%	3%	7%	66%	24%	0%	0%	17%	62%	21%	0%	7%	14%	59%	21%	0%	0%	17%	72%	10%
Underhill ID School	14	0%	0%	7%	71%	21%	0%	0%	14%	71%	14%	0%	14%	36%	50%	0%	0%	7%	21%	50%	21%
Union Elementary School	66	0%	6%	8%	59%	27%	0%	9%	11%	67%	14%	2%	11%	23%	52%	14%	0%	14%	14%	68%	5%
Union School	41	0%	2%	5%	46%	46%	0%	5%	15%	63%	17%	0%	7%	10%	49%	34%	0%	15%	10%	66%	10%
Vergennes UESD #44	47	0%	11%	15%	62%	13%	0%	9%	26%	66%	0%	0%	34%	23%	32%	11%	0%	28%	17%	55%	0%
Vernon Elementary School	36	0%	0%	11%	78%	11%	0%	6%	17%	69%	8%	0%	8%	22%	53%	17%	0%	17%	11%	61%	11%
Waits River Valley USD #36	29	0%	24%	14%	52%	10%	0%	24%	24%	52%	0%	0%	55%	17%	28%	0%	0%	34%	28%	34%	3%
Waitsfield Elem. School	20	0%	0%	5%	60%	35%	0%	5%	10%	80%	5%	0%	10%	5%	25%	60%	0%	5%	5%	70%	20%

Little=Little Evidence of Achievement, Below=Below the Standard, Nearly=Nearly Achieved the Standard, Stndrd=Achieved the Standard, Honors=Achieved the Standard with Honors

*New Standards English/Language Arts Reference Exam  
School Results from Spring, 2002  
Elementary Level (Tested at Grade 04 )*




School Name	N	Reading										Writing									
		Basic Understanding					Analysis and Interpretation					Effectiveness					Conventions				
		Little	Below	Nearly	Stndrd	Honors	Little	Below	Nearly	Stndrd	Honors	Little	Below	Nearly	Stndrd	Honors	Little	Below	Nearly	Stndrd	Honors
Walden School	14	0%	7%	7%	50%	36%	0%	14%	14%	64%	7%	0%	29%	7%	50%	14%	0%	29%	14%	43%	14%
Wallingford Village School	21	0%	0%	10%	71%	19%	0%	0%	19%	67%	14%	0%	14%	10%	52%	24%	0%	5%	14%	76%	5%
Warren Elementary School	21	0%	0%	5%	76%	19%	0%	5%	24%	67%	5%	0%	0%	5%	62%	33%	0%	0%	19%	67%	14%
Waterford Elementary School	17	0%	0%	29%	59%	12%	0%	12%	47%	41%	0%	0%	41%	35%	24%	0%	6%	6%	47%	41%	0%
Weathersfield Middle School	29	0%	14%	21%	55%	10%	0%	17%	17%	66%	0%	3%	55%	31%	10%	0%	0%	31%	21%	38%	10%
Wells Village School	13	0%	0%	15%	77%	8%	0%	8%	23%	69%	0%	0%	38%	8%	54%	0%	0%	23%	31%	46%	0%
West Rutland School	26	0%	8%	19%	62%	12%	0%	8%	46%	42%	4%	0%	15%	23%	58%	4%	0%	12%	31%	58%	0%
Westford Elementary School	25	0%	4%	16%	52%	28%	4%	16%	28%	48%	4%	0%	36%	8%	44%	12%	4%	8%	16%	68%	4%
Westminster Schools	40	0%	8%	15%	73%	5%	0%	18%	35%	48%	0%	0%	50%	35%	15%	0%	3%	33%	33%	33%	0%
Westshire Elementary	13	0%	0%	15%	69%	15%	0%	0%	46%	54%	0%	0%	23%	15%	62%	0%	0%	15%	23%	62%	0%
Wheeler School	28	0%	11%	11%	68%	11%	0%	11%	43%	43%	4%	0%	14%	25%	46%	14%	0%	14%	32%	50%	4%
White River School	28	0%	0%	4%	82%	14%	0%	7%	11%	68%	14%	0%	7%	14%	57%	21%	0%	11%	18%	71%	0%
Whitingham School	11	0%	9%	18%	64%	9%	0%	0%	18%	82%	0%	0%	45%	27%	27%	0%	0%	55%	27%	18%	0%
Williamstown Elem. School	33	0%	15%	24%	55%	6%	0%	3%	48%	48%	0%	0%	21%	36%	39%	3%	0%	30%	9%	61%	0%
Williston Schools	132	0%	5%	7%	69%	19%	0%	7%	20%	67%	5%	0%	16%	20%	45%	18%	1%	14%	20%	55%	10%
Windsor State Street School	43	0%	9%	7%	70%	14%	0%	9%	14%	77%	0%	0%	23%	9%	60%	7%	0%	28%	19%	51%	2%
Wolcott Elementary School	22	0%	5%	5%	82%	9%	0%	5%	18%	73%	5%	0%	18%	14%	55%	14%	0%	14%	14%	59%	14%
Woodstock Elementary School	28	0%	7%	7%	71%	14%	0%	11%	29%	54%	7%	0%	29%	32%	36%	4%	0%	25%	29%	46%	0%

Results for the following schools are not included because—due to the small numbers of students tested—one or more students' identity might be easily traceable. See 34 C.F.R. Section 99.3 (definition of "personally identifiable information").

Barnard Central School	9
Belvidere Central School	1
Brookline Elementary School	5

Little=Little Evidence of Achievement, Below=Below the Standard, Nearly=Nearly Achieved the Standard, Stndrd=Achieved the Standard, Honors=Achieved the Standard with Honors


*New Standards English/Language Arts Reference Exam*  
*School Results from Spring, 2002*  
*Elementary Level (Tested at Grade 04 )*



Coventry Village School	10
Craftsbury Schools	10
Doty Memorial School	10
E. Taylor Hatton School	9
East Haven School	3
Grafton Elementary School	9
Granby Central School	2
Granville Village School	10
Guildhall Elementary School	1
Halifax School	3
Hancock Village School	4
Isle La Motte Elem. School	6
Jay/Westfield Joint Elementary	6
Marlboro Elementary School	6
Newark School	4
Newfane Elementary School	9
North Hero Elem. School	7
Norton Village School	1
Orange Center School	9
Peacham Elementary School	4
Plymouth Elementary School	2
Reading Elementary School	7
Readsboro Elementary School	8
Ripton Elementary School	8
Roxbury Village School	7
Salisbury Community School	7
Shrewsbury Mountain School	9
Smilie Memorial School (Bolton)	8

Little=Little Evidence of Achievement, Below=Below the Standard, Nearly=Nearly Achieved the Standard, Stndrd=Achieved the Standard, Honors=Achieved the Standard with Honors

*New Standards English/Language Arts Reference Exam  
 School Results from Spring, 2002  
 Elementary Level (Tested at Grade 04 )*



Stamford Elementary School	10
Stockbridge Central School	7
Sudbury Country School	3
Sunderland Elem. School	9
Sutton School	9
Tinmouth Elementary School	9
Wardsboro Central School	6
Washington Village School	5
Waterville Elementary School	9
Weybridge Elementary School	7
Whiting Village School	5
Windham Elementary School	3
Woodbury Elementary School	9
Woodford Hollow School	5

<b><i>Vermont Results:</i></b>					
English/Living Arts	<b>GRADE: 04</b>	<b>N: 7046</b>			
	<u>Little</u>	<u>Below</u>	<u>Nearly</u>	<u>Standard</u>	<u>Honors</u>
<i>Reading Basic Understanding</i>	0%	6%	13%	63%	17%
<i>Reading Analysis/Interpretation</i>	0%	8%	24%	62%	5%
<i>Writing Effectiveness</i>	0%	24%	19%	46%	11%
<i>Writing Conventions</i>	0%	18%	22%	55%	5%

Little=Little Evidence of Achievement, Below=Below the Standard, Nearly=Nearly Achieved the Standard, Stndrd=Achieved the Standard, Honors=Achieved the Standard with Honors