


New Standards English/Language Arts Reference Exam

School Results from Spring, 2002

Middle Level (Tested at Grade 08)




School Name	N	Reading										Writing									
		Basic Understanding					Analysis and Interpretation					Effectiveness					Conventions				
		Little	Below	Nearly	Stndrd	Honors	Little	Below	Nearly	Stndrd	Honors	Little	Below	Nearly	Stndrd	Honors	Little	Below	Nearly	Stndrd	Honors
Albany Community School	17	0%	12%	35%	53%	0%	0%	12%	53%	35%	0%	0%	0%	12%	88%	0%	0%	0%	53%	47%	0%
Albert D. Lawton School	120	1%	2%	15%	78%	4%	0%	8%	27%	53%	13%	0%	4%	18%	75%	3%	1%	4%	28%	61%	6%
Alburg Community Ed Center	29	0%	28%	31%	41%	0%	0%	38%	55%	7%	0%	0%	14%	76%	10%	0%	0%	14%	66%	21%	0%
Arlington Memorial	37	0%	3%	30%	68%	0%	0%	0%	57%	43%	0%	0%	16%	54%	30%	0%	0%	5%	38%	57%	0%
Bakersfield School	12	0%	17%	25%	58%	0%	0%	8%	50%	42%	0%	0%	0%	67%	33%	0%	0%	0%	58%	42%	0%
Barnet Elementary School	16	0%	0%	44%	44%	13%	0%	25%	38%	31%	6%	0%	6%	31%	50%	13%	0%	6%	38%	56%	0%
Barre City Elem/Middle School	111	0%	17%	30%	53%	0%	0%	25%	43%	29%	3%	0%	6%	37%	55%	2%	0%	15%	48%	37%	0%
Barre Town Elementary School	96	0%	14%	27%	59%	0%	0%	18%	47%	33%	2%	0%	2%	32%	64%	2%	3%	6%	29%	59%	2%
Barstow Memorial School	39	0%	3%	15%	77%	5%	0%	3%	21%	74%	3%	0%	3%	10%	74%	13%	0%	3%	21%	74%	3%
Barton Graded School	20	0%	10%	15%	75%	0%	0%	15%	40%	40%	5%	0%	5%	55%	40%	0%	0%	15%	60%	25%	0%
Bellows Falls Middle School	96	0%	10%	32%	57%	0%	0%	19%	58%	22%	1%	0%	7%	41%	51%	1%	1%	17%	41%	40%	2%
Bellows Free Academy (Fairfax)	63	0%	13%	27%	60%	0%	2%	16%	35%	38%	10%	0%	6%	40%	54%	0%	3%	6%	41%	46%	3%
Berkshire Elementary School	23	0%	4%	52%	43%	0%	0%	9%	78%	13%	0%	0%	9%	52%	39%	0%	0%	22%	39%	39%	0%
Black River USD #39	54	0%	7%	31%	59%	2%	0%	11%	43%	39%	7%	0%	2%	17%	74%	7%	4%	9%	35%	52%	0%
Blue Mountain USD #21	26	0%	0%	12%	77%	12%	0%	0%	50%	46%	4%	0%	0%	4%	85%	12%	0%	0%	35%	65%	0%
Bratt. Area Middle Sch UHSD #6	133	0%	9%	21%	70%	0%	0%	14%	42%	43%	2%	0%	3%	35%	59%	3%	0%	7%	41%	50%	2%
Bridport Central School	11	0%	18%	18%	64%	0%	0%	18%	45%	36%	0%	0%	18%	36%	45%	0%	9%	0%	55%	36%	0%
Brighton Elementary School	16	0%	6%	44%	50%	0%	0%	6%	63%	25%	6%	0%	0%	0%	94%	6%	0%	13%	31%	50%	6%
Browns River Middle USD #17	144	0%	5%	13%	79%	3%	0%	9%	26%	51%	15%	0%	6%	15%	74%	6%	1%	1%	33%	63%	2%
Burke Town School	19	0%	0%	37%	63%	0%	0%	26%	32%	42%	0%	0%	0%	42%	58%	0%	0%	5%	42%	53%	0%
Cabot School	21	0%	5%	10%	81%	5%	0%	10%	48%	38%	5%	0%	0%	48%	52%	0%	0%	5%	38%	57%	0%
Camels Hump Middle USD #17	131	0%	10%	24%	66%	1%	0%	16%	32%	47%	5%	0%	7%	25%	64%	4%	2%	5%	28%	59%	5%
Canaan Schools	22	0%	18%	45%	36%	0%	0%	36%	41%	23%	0%	0%	5%	41%	50%	5%	0%	9%	55%	36%	0%
Castleton-Hubbarnton USD#42	54	0%	2%	24%	74%	0%	0%	6%	52%	35%	7%	0%	2%	37%	52%	9%	0%	6%	37%	56%	2%

Little=Little Evidence of Achievement, Below=Below the Standard, Nearly=Nearly Achieved the Standard, Stndrd=Achieved the Standard, Honors=Achieved the Standard with Honors

New Standards English/Language Arts Reference Exam

School Results from Spring, 2002

Middle Level (Tested at Grade 08)




School Name	N	Reading										Writing									
		Basic Understanding					Analysis and Interpretation					Effectiveness					Conventions				
		Little	Below	Nearly	Stndrd	Honors	Little	Below	Nearly	Stndrd	Honors	Little	Below	Nearly	Stndrd	Honors	Little	Below	Nearly	Stndrd	Honors
Charlotte Central School	49	0%	0%	16%	82%	2%	0%	4%	18%	61%	16%	0%	2%	12%	73%	12%	0%	0%	29%	69%	2%
Colchester Middle School	193	0%	12%	27%	59%	2%	1%	20%	46%	31%	3%	1%	7%	32%	60%	2%	1%	8%	42%	47%	2%
Coventry Village School	11	0%	0%	36%	64%	0%	0%	27%	45%	27%	0%	0%	0%	18%	82%	0%	0%	9%	45%	45%	0%
Craftsbury Schools	17	0%	0%	24%	76%	0%	0%	12%	29%	53%	6%	0%	6%	18%	76%	0%	0%	6%	41%	53%	0%
Crossett Brook Middle USD #45	81	0%	5%	26%	69%	0%	0%	10%	47%	40%	4%	0%	0%	35%	60%	5%	0%	2%	48%	48%	1%
Danville School	44	0%	16%	14%	68%	2%	0%	25%	41%	32%	2%	0%	2%	25%	70%	2%	0%	5%	39%	52%	5%
Dorset School	18	0%	6%	33%	61%	0%	0%	17%	28%	50%	6%	0%	0%	22%	78%	0%	0%	6%	28%	67%	0%
Dummerston Schools	18	0%	6%	28%	67%	0%	0%	17%	56%	22%	6%	0%	0%	56%	44%	0%	0%	17%	50%	33%	0%
Edmunds Middle School	95	0%	5%	32%	60%	3%	1%	24%	32%	34%	9%	0%	3%	20%	73%	4%	0%	11%	41%	43%	5%
Enosburg Falls Jr/Sr High Sch	43	0%	26%	35%	40%	0%	2%	49%	35%	14%	0%	2%	28%	53%	16%	0%	5%	16%	56%	23%	0%
Essex Middle School	180	0%	7%	21%	66%	6%	1%	4%	34%	46%	16%	1%	2%	11%	68%	18%	0%	4%	28%	64%	4%
Fair Haven Grade School	52	0%	15%	29%	56%	0%	0%	23%	46%	31%	0%	0%	6%	38%	52%	4%	0%	13%	42%	42%	2%
Fairfield Center School	24	0%	8%	33%	58%	0%	0%	4%	58%	33%	4%	0%	4%	46%	50%	0%	0%	4%	50%	46%	0%
Flood Brook USD #20	26	0%	4%	15%	81%	0%	0%	0%	23%	69%	8%	0%	0%	31%	69%	0%	0%	0%	35%	65%	0%
Folsom Ed. & Community Ctr	21	0%	0%	38%	62%	0%	0%	24%	48%	24%	5%	0%	0%	33%	62%	5%	0%	5%	38%	57%	0%
Frederick H. Tuttle Middle Sch	204	0%	3%	15%	78%	3%	0%	7%	29%	52%	11%	0%	1%	22%	67%	10%	0%	4%	33%	60%	3%
Georgia Elem/Middle School	79	0%	4%	16%	76%	4%	0%	13%	44%	37%	6%	0%	4%	33%	63%	0%	0%	5%	33%	57%	5%
Grand Isle Elem. School	25	0%	24%	44%	32%	0%	0%	36%	40%	24%	0%	0%	20%	48%	32%	0%	0%	20%	48%	28%	4%
Green Mountain UHSD #35	57	0%	7%	21%	72%	0%	0%	14%	30%	53%	4%	0%	4%	16%	75%	5%	2%	5%	44%	49%	0%
Guilford Central School	27	0%	4%	30%	67%	0%	0%	19%	33%	44%	4%	0%	7%	26%	63%	4%	0%	11%	26%	52%	11%
Halifax School	13	0%	0%	31%	69%	0%	0%	0%	38%	62%	0%	0%	0%	31%	69%	0%	0%	0%	46%	46%	8%
Hartford Mem. Middle School	170	0%	10%	22%	66%	2%	0%	18%	42%	36%	3%	0%	2%	25%	71%	2%	2%	4%	34%	57%	3%
Hartland Elementary School	52	0%	10%	25%	65%	0%	0%	17%	33%	48%	2%	0%	6%	54%	38%	2%	2%	12%	35%	44%	8%
Harwood Union Middle UHSD #19	86	0%	2%	21%	73%	3%	0%	5%	34%	52%	9%	0%	3%	27%	63%	7%	1%	5%	24%	66%	3%

Little=Little Evidence of Achievement, Below=Below the Standard, Nearly=Nearly Achieved the Standard, Stndrd=Achieved the Standard, Honors=Achieved the Standard with Honors

New Standards English/Language Arts Reference Exam

School Results from Spring, 2002

Middle Level (Tested at Grade 08)




School Name	N	Reading										Writing									
		Basic Understanding					Analysis and Interpretation					Effectiveness					Conventions				
		Little	Below	Nearly	Stndrd	Honors	Little	Below	Nearly	Stndrd	Honors	Little	Below	Nearly	Stndrd	Honors	Little	Below	Nearly	Stndrd	Honors
Hazen UHSD #26	71	1%	24%	30%	45%	0%	0%	27%	48%	25%	0%	0%	30%	55%	15%	0%	4%	15%	42%	37%	1%
Hinesburg Community School	60	0%	10%	37%	53%	0%	2%	17%	48%	32%	2%	3%	2%	33%	62%	0%	2%	5%	37%	55%	2%
Irasburg Village School	16	0%	0%	13%	88%	0%	0%	19%	44%	38%	0%	0%	6%	38%	56%	0%	0%	6%	31%	56%	6%
Lamoille UHSD #18	152	0%	15%	35%	50%	0%	1%	22%	44%	30%	3%	0%	2%	43%	53%	2%	0%	12%	47%	41%	1%
Leland & Gray UHSD #34	71	0%	8%	25%	65%	1%	0%	24%	34%	41%	1%	1%	7%	34%	56%	1%	1%	6%	34%	58%	1%
Lowell Village School	20	0%	5%	35%	60%	0%	0%	10%	60%	20%	10%	0%	0%	15%	80%	5%	0%	5%	50%	45%	0%
Lunenburg Schools	25	0%	16%	8%	76%	0%	0%	36%	32%	32%	0%	0%	8%	28%	60%	4%	4%	8%	32%	56%	0%
Lyman C. Hunt Middle School	131	0%	8%	34%	58%	0%	0%	18%	44%	35%	2%	1%	2%	33%	60%	5%	1%	10%	39%	46%	5%
Lyndon Town School	84	1%	18%	29%	52%	0%	0%	24%	43%	31%	2%	0%	12%	52%	36%	0%	1%	15%	42%	40%	1%
Main Street School	96	0%	9%	25%	64%	2%	0%	18%	32%	39%	11%	0%	0%	25%	64%	11%	0%	5%	35%	56%	3%
Manchester Elem/Middle School	64	0%	8%	27%	66%	0%	2%	16%	44%	38%	2%	0%	2%	22%	73%	3%	2%	8%	41%	48%	2%
Middlebury Union Middle Sch #3	145	0%	5%	19%	72%	3%	0%	10%	40%	45%	5%	0%	6%	30%	64%	0%	0%	6%	26%	63%	4%
Mill River USD #40	128	0%	10%	18%	69%	3%	0%	13%	42%	39%	6%	0%	5%	31%	59%	5%	0%	6%	38%	53%	3%
Millers Run School USD #37	20	0%	20%	20%	55%	5%	0%	20%	40%	40%	0%	0%	10%	45%	45%	0%	0%	5%	45%	40%	10%
Milton Jr High School	133	0%	22%	35%	43%	0%	0%	32%	50%	17%	1%	1%	10%	38%	49%	2%	3%	11%	47%	38%	1%
Missisquoi Valley UHSD #7	141	0%	21%	33%	45%	1%	0%	33%	43%	22%	1%	0%	8%	43%	48%	1%	4%	19%	44%	33%	1%
Montgomery Center School	15	0%	13%	20%	67%	0%	0%	20%	27%	53%	0%	0%	13%	33%	47%	7%	0%	7%	47%	47%	0%
Mount Abraham UHSD #28	133	0%	11%	27%	61%	1%	0%	14%	51%	32%	3%	1%	5%	45%	46%	4%	2%	8%	35%	50%	5%
Mt. Anthony Union Middle Sch	293	1%	16%	32%	51%	0%	0%	29%	42%	26%	3%	0%	6%	36%	53%	4%	1%	11%	46%	40%	2%
Newark School	11	0%	9%	27%	64%	0%	0%	27%	45%	27%	0%	0%	9%	55%	36%	0%	0%	0%	64%	36%	0%
Newport Town School	23	0%	17%	9%	74%	0%	4%	22%	43%	30%	0%	4%	4%	30%	61%	0%	0%	4%	52%	43%	0%
Newton Elementary School	17	0%	6%	0%	94%	0%	0%	24%	12%	53%	12%	0%	6%	6%	65%	24%	0%	0%	18%	65%	18%
North Country Jr UHSD #22	129	0%	9%	36%	53%	2%	0%	21%	45%	29%	5%	1%	5%	25%	66%	4%	0%	13%	36%	47%	4%
Northfield Middle/High School	64	0%	5%	22%	73%	0%	0%	8%	53%	38%	2%	0%	8%	38%	55%	0%	0%	2%	36%	58%	5%

Little=Little Evidence of Achievement, Below=Below the Standard, Nearly=Nearly Achieved the Standard, Stndrd=Achieved the Standard, Honors=Achieved the Standard with Honors

New Standards English/Language Arts Reference Exam

School Results from Spring, 2002

Middle Level (Tested at Grade 08)




School Name	N	Reading										Writing									
		Basic Understanding					Analysis and Interpretation					Effectiveness					Conventions				
		Little	Below	Nearly	Stndrd	Honors	Little	Below	Nearly	Stndrd	Honors	Little	Below	Nearly	Stndrd	Honors	Little	Below	Nearly	Stndrd	Honors
Orange Center School	14	0%	14%	29%	50%	7%	0%	7%	57%	14%	21%	0%	7%	64%	21%	7%	0%	29%	43%	21%	7%
Orleans Elementary School	20	0%	20%	10%	70%	0%	0%	30%	30%	35%	5%	0%	10%	70%	20%	0%	15%	10%	20%	55%	0%
Orwell Village School	16	0%	6%	31%	63%	0%	0%	25%	31%	44%	0%	0%	0%	44%	56%	0%	6%	6%	31%	56%	0%
Otter Valley UHSD #8	122	0%	15%	37%	48%	1%	1%	34%	44%	20%	1%	0%	17%	48%	31%	3%	2%	11%	45%	40%	2%
Oxbow UHSD #30	49	0%	16%	24%	59%	0%	0%	33%	43%	22%	2%	2%	8%	41%	45%	4%	2%	16%	45%	37%	0%
Peoples Academy Middle School	89	0%	11%	13%	73%	2%	0%	15%	43%	38%	4%	0%	2%	12%	78%	8%	1%	6%	43%	49%	1%
Poultney High School	55	0%	13%	29%	56%	2%	0%	27%	40%	31%	2%	0%	9%	47%	44%	0%	2%	16%	35%	47%	0%
Proctor Jr/Sr High School	26	0%	15%	15%	65%	4%	0%	15%	42%	38%	4%	0%	12%	42%	42%	4%	0%	4%	46%	46%	4%
Putney Central School	28	0%	4%	18%	79%	0%	0%	11%	29%	43%	18%	0%	0%	25%	71%	4%	0%	4%	36%	57%	4%
Randolph UHSD #2	106	0%	6%	29%	63%	2%	0%	9%	42%	43%	6%	1%	2%	12%	77%	8%	0%	4%	49%	46%	1%
Richford Jr/Sr High School	27	0%	15%	26%	56%	4%	0%	26%	56%	19%	0%	0%	7%	52%	41%	0%	0%	11%	44%	44%	0%
Rivendell Academy	60	0%	12%	28%	60%	0%	0%	15%	47%	37%	2%	0%	2%	32%	58%	8%	0%	5%	37%	55%	3%
Riverside School	90	0%	7%	19%	71%	3%	0%	18%	49%	28%	6%	0%	1%	27%	71%	1%	0%	8%	39%	52%	1%
Rochester Elem/High School	24	0%	13%	54%	33%	0%	8%	25%	54%	13%	0%	8%	0%	54%	38%	0%	0%	13%	42%	46%	0%
Rutland Middle School	161	1%	11%	21%	67%	1%	1%	16%	45%	34%	4%	0%	3%	34%	58%	5%	0%	7%	42%	47%	4%
Rutland Town Elem School	68	0%	7%	19%	74%	0%	0%	15%	22%	57%	6%	0%	3%	21%	71%	6%	0%	6%	29%	62%	3%
Shelburne Community School	106	0%	6%	11%	82%	1%	0%	6%	36%	52%	7%	0%	1%	14%	78%	7%	0%	5%	25%	65%	6%
Sheldon Elementary School	56	0%	18%	23%	59%	0%	0%	34%	39%	27%	0%	0%	11%	36%	52%	2%	0%	9%	50%	41%	0%
So. Royalton Elem/High School	35	0%	9%	26%	63%	3%	0%	23%	37%	40%	0%	0%	0%	37%	63%	0%	0%	14%	40%	46%	0%
St Albans City School	82	0%	11%	38%	51%	0%	0%	22%	46%	26%	6%	0%	5%	38%	56%	1%	1%	11%	44%	41%	2%
St. Albans Town Educ. Center	62	0%	11%	39%	50%	0%	2%	18%	65%	15%	2%	0%	2%	58%	35%	5%	2%	6%	44%	48%	0%
St. Johnsbury Schools	71	0%	20%	27%	54%	0%	1%	28%	42%	27%	1%	1%	8%	45%	44%	1%	4%	10%	41%	42%	3%
Stamford Elementary School	15	0%	0%	20%	80%	0%	0%	0%	47%	40%	13%	0%	0%	0%	80%	20%	0%	0%	47%	47%	7%
Stowe Middle/High School	42	0%	5%	10%	79%	7%	0%	10%	29%	50%	12%	0%	2%	17%	74%	7%	0%	2%	26%	64%	7%

Little=Little Evidence of Achievement, Below=Below the Standard, Nearly=Nearly Achieved the Standard, Stndrd=Achieved the Standard, Honors=Achieved the Standard with Honors

New Standards English/Language Arts Reference Exam

School Results from Spring, 2002

Middle Level (Tested at Grade 08)




School Name	N	Reading										Writing									
		Basic Understanding					Analysis and Interpretation					Effectiveness					Conventions				
		Little	Below	Nearly	Stndrd	Honors	Little	Below	Nearly	Stndrd	Honors	Little	Below	Nearly	Stndrd	Honors	Little	Below	Nearly	Stndrd	Honors
Sutton School	11	0%	9%	45%	45%	0%	0%	9%	82%	9%	0%	0%	0%	18%	82%	0%	0%	0%	36%	64%	0%
Theftord Academy	35	0%	9%	17%	74%	0%	0%	9%	31%	46%	14%	0%	3%	20%	69%	9%	0%	3%	23%	71%	3%
Troy School	19	0%	16%	16%	68%	0%	0%	26%	47%	26%	0%	0%	0%	53%	47%	0%	0%	16%	42%	42%	0%
Tunbridge Central School	20	0%	5%	0%	55%	40%	0%	5%	5%	60%	30%	0%	5%	35%	60%	0%	0%	0%	5%	70%	25%
Twinfield USD #33	44	2%	14%	27%	55%	2%	2%	25%	52%	20%	0%	0%	11%	39%	48%	2%	2%	16%	36%	45%	0%
U-32 High School (UHSD #32)	112	0%	6%	28%	64%	2%	0%	19%	35%	41%	5%	0%	3%	30%	63%	4%	0%	6%	33%	56%	4%
Vergennes UHSD #5	122	0%	14%	29%	57%	1%	0%	22%	43%	33%	2%	1%	5%	30%	63%	2%	0%	8%	48%	44%	0%
Waits River Valley USD #36	38	0%	24%	24%	53%	0%	0%	29%	42%	29%	0%	0%	18%	32%	47%	3%	5%	13%	39%	42%	0%
Washington Village School	14	0%	0%	43%	57%	0%	0%	14%	50%	36%	0%	0%	14%	43%	43%	0%	0%	7%	57%	36%	0%
Waterford Elementary School	24	0%	0%	13%	71%	17%	0%	0%	21%	67%	13%	0%	0%	4%	79%	17%	0%	0%	17%	79%	4%
Weathersfield Middle School	39	0%	5%	26%	67%	3%	0%	18%	36%	38%	8%	0%	0%	36%	59%	5%	0%	13%	31%	49%	8%
West Rutland School	32	0%	19%	25%	53%	3%	0%	34%	50%	9%	6%	0%	9%	44%	44%	3%	6%	6%	50%	38%	0%
Westford Elementary School	30	0%	3%	13%	77%	7%	0%	13%	30%	50%	7%	0%	7%	23%	63%	7%	0%	3%	33%	60%	3%
Whitcomb Jr/Sr High School	43	0%	9%	28%	63%	0%	0%	30%	44%	26%	0%	0%	19%	33%	49%	0%	0%	19%	42%	40%	0%
Whitingham School	20	0%	20%	25%	55%	0%	0%	25%	45%	30%	0%	0%	45%	40%	15%	0%	0%	10%	30%	60%	0%
Williamstown Middle/High Sch	37	0%	14%	19%	68%	0%	0%	24%	43%	30%	3%	0%	11%	35%	46%	8%	0%	11%	38%	51%	0%
Williston Schools	119	0%	6%	26%	68%	0%	0%	11%	47%	37%	5%	0%	2%	29%	66%	3%	0%	6%	41%	50%	3%
Wilmington Middle High School	38	0%	0%	13%	84%	3%	0%	0%	37%	58%	5%	0%	0%	3%	58%	39%	0%	0%	11%	84%	5%
Windsor High School	46	0%	17%	20%	63%	0%	7%	22%	54%	17%	0%	4%	7%	24%	65%	0%	0%	17%	43%	37%	2%
Winooski High School	55	0%	9%	31%	58%	2%	0%	11%	60%	27%	2%	0%	4%	27%	65%	4%	0%	5%	42%	53%	0%
Woodstock Union Middle School	124	0%	7%	24%	68%	1%	0%	15%	50%	33%	2%	0%	2%	37%	59%	2%	0%	5%	35%	58%	2%

Results for the following schools are not included --due to the small numbers of students tested--one or more students' identity might be easily traceable. See 34 C.F.R. Section 99.3 (definition of "personally identifiable information").

Little=Little Evidence of Achievement, Below=Below the Standard, Nearly=Nearly Achieved the Standard, Stndrd=Achieved the Standard, Honors=Achieved the Standard with Honors

New Standards English/Language Arts Reference Exam
School Results from Spring, 2002
Middle Level (Tested at Grade 08)



Benson Village School	7
Charleston Elem. School	9
Chelsea Elem. High School	6
Concord School	10
East Haven School	5
Glover Village School	10
Marlboro Elementary School	9
North Hero Elem. School	6
Norton Village School	3
Readsboro Elementary School	9
Walden School	9

<i>Vermont Results:</i>					
English/Living Arts	GRADE: 08	N: 7556			
	<u>Little</u>	<u>Below</u>	<u>Nearly</u>	<u>Standard</u>	<u>Honors</u>
<i>Reading Basic Understanding</i>	0%	10%	25%	63%	2%
<i>Reading Analysis/Interpretation</i>	0%	18%	42%	36%	5%
<i>Writing Effectiveness</i>	0%	5%	32%	58%	4%
<i>Writing Conventions</i>	1%	8%	38%	50%	3%

Little=Little Evidence of Achievement, Below=Below the Standard, Nearly=Nearly Achieved the Standard, Stndrd=Achieved the Standard, Honors=Achieved the Standard with Honors