



**DEPARTMENT OF EDUCATION**

**Fall 2007 Grades 03-08 - NECAP Tests  
Students in 2006-2007**

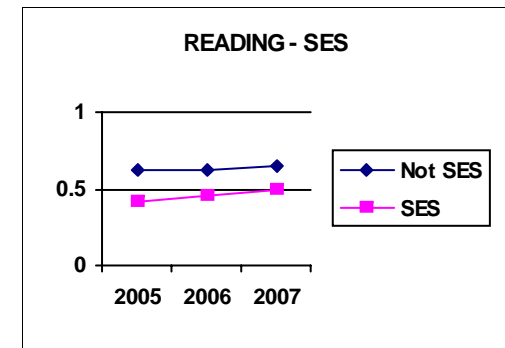
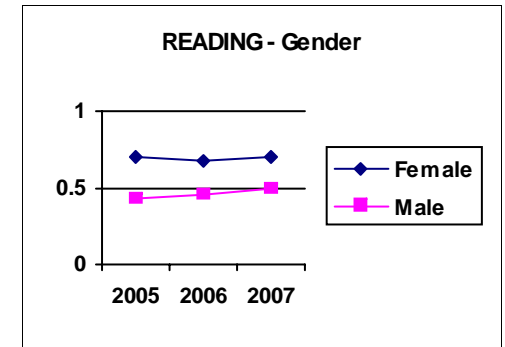
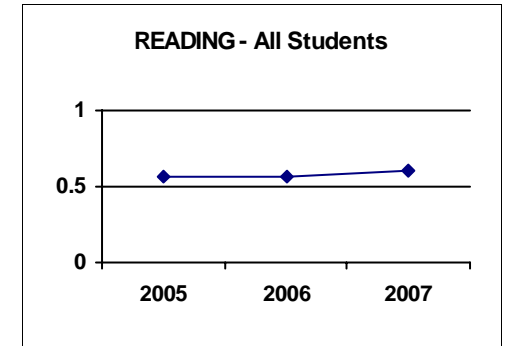
**Disaggregated Reading Results**

**School:** Missisquoi Valley UHS #7  
**District:**  
**State:** Vermont  
**PSID:** PS187

	School					District					State				
	Tested	Level 4	Level 3	Level 2	Level 1	Tested	Level 4	Level 3	Level 2	Level 1	Tested	Level 4	Level 3	Level 2	Level 1
<b>All Students</b>															
All Students	144	5%	55%	29%	11%						39338	17%	53%	19%	11%
<b>Primary Race/Ethnicity</b>															
American Indian or Alaskan Native	0	0%	0%	0%	0%						88	2%	39%	28%	31%
Asian	++	++	++	++	++						599	28%	52%	14%	6%
Black or African American	++	++	++	++	++						650	9%	42%	24%	26%
Native Hawaiian or Pacific Islander	0	0%	0%	0%	0%						40	10%	72%	18%	0%
White (non-Hispanic)	++	++	++	++	++						37340	17%	53%	19%	11%
No Primary Race/Ethnicity	++	++	++	++	++						621	13%	49%	23%	15%
<b>Gender</b>															
Male	74	5%	45%	36%	14%						20116	12%	53%	22%	14%
Female	70	4%	66%	21%	9%						19222	22%	53%	17%	8%
<b>LEP Status</b>															
Currently receiving LEP services	++	++	++	++	++						921	12%	46%	21%	21%
LEP All Other Students	++	++	++	++	++						38447	17%	53%	19%	11%
<b>IEP</b>															
Students with an IEP	30	0%	27%	40%	33%						4805	1%	19%	32%	48%
IEP All Other Students	114	6%	62%	26%	5%						34533	19%	57%	17%	6%
<b>SES</b>															
Economically Disadvantaged Students	50	4%	46%	30%	20%						12336	8%	45%	27%	20%
SES All Other Students	94	5%	60%	29%	6%						27032	21%	56%	16%	7%

Level 4 = Proficient with Distinction; Level 3 = Proficient; Level 2 = Partially Proficient; Level 1 = Substantially Below Proficient

++ = Data suppressed to protect student confidentiality





**DEPARTMENT OF EDUCATION**

**School:** Missisquoi Valley UHS #7

**District:**

**State:** Vermont

**PSID:** PS187

**Fall 2007 Grades 03-08- NECAP Tests**

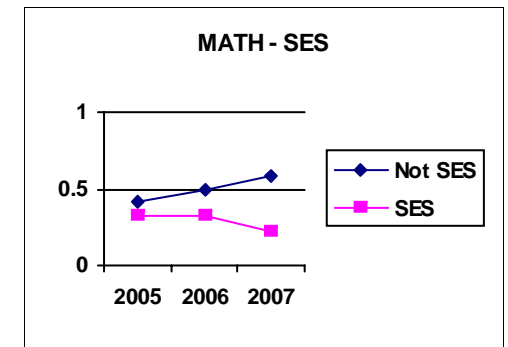
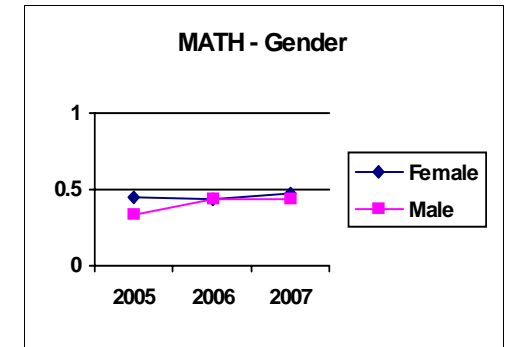
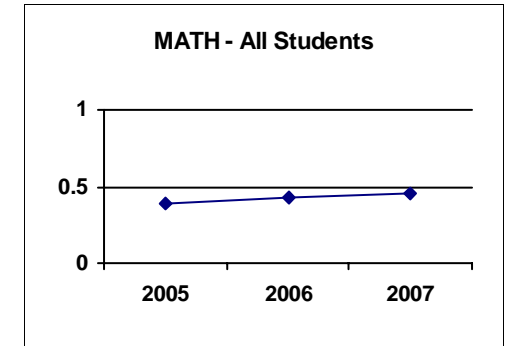
Students in 2006-2007

**Disaggregated Math Results**

	School					District					State				
	Tested	Level 4	Level 3	Level 2	Level 1	Tested	Level 4	Level 3	Level 2	Level 1	Tested	Level 4	Level 3	Level 2	Level 1
<b>All Students</b>															
All Students	144	7%	38%	31%	24%						39347	19%	44%	19%	18%
<b>Primary Race/Ethnicity</b>															
American Indian or Alaskan Native	0	0%	0%	0%	0%						87	3%	34%	24%	38%
Asian	++	++	++	++	++						608	32%	44%	13%	11%
Black or African American	++	++	++	++	++						651	6%	31%	23%	41%
Native Hawaiian or Pacific Islander	0	0%	0%	0%	0%						40	12%	57%	18%	12%
White (non-Hispanic)	++	++	++	++	++						37340	19%	44%	19%	17%
No Primary Race/Ethnicity	++	++	++	++	++						622	12%	38%	23%	28%
<b>Gender</b>															
Male	74	7%	36%	34%	23%						20129	20%	43%	19%	18%
Female	70	7%	40%	27%	26%						19219	18%	45%	19%	17%
<b>LEP Status</b>															
Currently receiving LEP services	++	++	++	++	++						929	15%	37%	19%	29%
LEP All Other Students	++	++	++	++	++						38448	19%	44%	19%	18%
<b>IEP</b>															
Students with an IEP	30	0%	3%	40%	57%						4805	2%	16%	22%	60%
IEP All Other Students	114	9%	47%	28%	16%						34543	21%	48%	19%	12%
<b>SES</b>															
Economically Disadvantaged Students	50	2%	20%	40%	38%						12336	8%	37%	25%	30%
SES All Other Students	94	10%	48%	26%	17%						27042	24%	47%	17%	12%

Level 4 = Proficient with Distinction; Level 3 = Proficient; Level 2 = Partially Proficient; Level 1 = Substantially Below Proficient

++ = Data suppressed to protect student confidentiality





DEPARTMENT OF EDUCATION

# Fall 2007 Grades 03-08- NECAP Tests Students in 2006-2007

## Disaggregated Writing Results

School: Missisquoi Valley UHS #7

District:

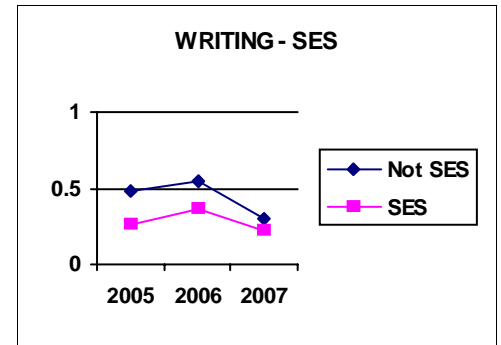
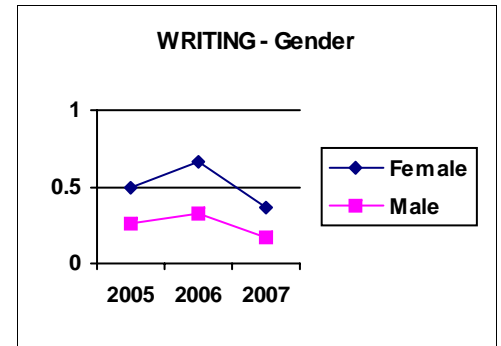
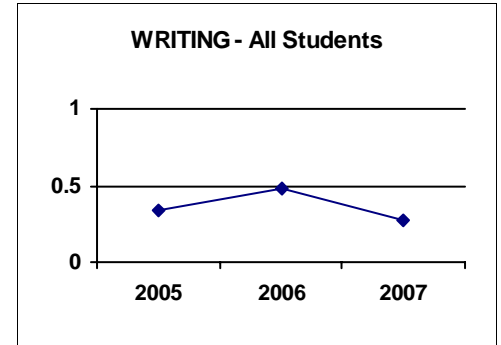
State: Vermont

PSID: PS187

	School					District					State				
	Tested	Level 4	Level 3	Level 2	Level 1	Tested	Level 4	Level 3	Level 2	Level 1	Tested	Level 4	Level 3	Level 2	Level 1
<b>All Students</b>															
All Students	143	1%	26%	46%	27%						13403	13%	35%	32%	20%
<b>Primary Race/Ethnicity</b>															
American Indian or Alaskan Native	0	0%	0%	0%	0%						40	0%	28%	25%	48%
Asian	++	++	++	++	++						211	27%	38%	25%	10%
Black or African American	++	++	++	++	++						198	7%	28%	32%	33%
Native Hawaiian or Pacific Islander	0	0%	0%	0%	0%						11	9%	27%	64%	0%
White (non-Hispanic)	++	++	++	++	++						12744	13%	35%	32%	20%
No Primary Race/Ethnicity	++	++	++	++	++						199	9%	28%	38%	26%
<b>Gender</b>															
Male	74	1%	16%	43%	39%						6848	8%	29%	35%	28%
Female	69	1%	36%	49%	13%						6555	18%	40%	29%	12%
<b>LEP Status</b>															
Currently receiving LEP services	++	++	++	++	++						274	12%	34%	29%	25%
LEP All Other Students	++	++	++	++	++						13140	13%	35%	32%	20%
<b>IEP</b>															
Students with an IEP	30	0%	7%	37%	57%						1740	1%	6%	28%	65%
IEP All Other Students	113	2%	31%	49%	19%						11674	15%	39%	33%	13%
<b>SES</b>															
Economically Disadvantaged Students	50	2%	20%	48%	30%						3979	6%	24%	37%	33%
SES All Other Students	93	1%	29%	45%	25%						9435	16%	39%	30%	15%

Level 4 = Proficient with Distinction; Level 3 = Proficient; Level 2 = Partially Proficient; Level 1 = Substantially Below Proficient

++ = Data suppressed to protect student confidentiality





**DEPARTMENT OF EDUCATION**

**School:** Missisquoi Valley UHS #7

**District:**

**State:** Vermont

**PSID:** PS187

**Fall 2007 Grades 11 - NECAP Tests**

Students in 2006-2007

**Disaggregated Reading Results**

	School					District					State				
	Tested	Level 4	Level 3	Level 2	Level 1	Tested	Level 4	Level 3	Level 2	Level 1	Tested	Level 4	Level 3	Level 2	Level 1
<b>All Students</b>															
All Students	152	12%	53%	22%	12%						7140	20%	48%	20%	12%
<b>Primary Race/Ethnicity</b>															
American Indian or Alaskan Native	++	++	++	++	++						41	15%	39%	27%	20%
Asian	0	0%	0%	0%	0%						89	20%	45%	21%	13%
Black or African American	++	++	++	++	++						114	9%	35%	16%	40%
Native Hawaiian or Pacific Islander	0	0%	0%	0%	0%						14	0%	93%	7%	0%
White (non-Hispanic)	127	13%	55%	20%	12%						6831	20%	48%	20%	12%
No Primary Race/Ethnicity	++	++	++	++	++						51	16%	45%	22%	18%
<b>Gender</b>															
Male	67	6%	48%	27%	19%						3617	14%	45%	24%	17%
Female	85	18%	58%	18%	7%						3521	25%	50%	17%	8%
<b>LEP Status</b>															
Currently receiving LEP services	++	++	++	++	++						95	4%	32%	25%	39%
LEP All Other Students	151	13%	53%	22%	13%						7045	20%	48%	20%	12%
<b>IEP</b>															
Students with an IEP	17	6%	0%	35%	59%						837	1%	14%	33%	52%
IEP All Other Students	135	13%	60%	20%	7%						6303	22%	52%	19%	7%
<b>SES</b>															
Economically Disadvantaged Students	26	4%	58%	19%	19%						1473	8%	39%	30%	23%
SES All Other Students	126	14%	52%	22%	11%						5667	23%	50%	18%	10%

Level 4 = Proficient with Distinction; Level 3 = Proficient; Level 2 = Partially Proficient; Level 1 = Substantially Below Proficient

++ = Data suppressed to protect student confidentiality



**DEPARTMENT OF EDUCATION**

**School:** Missisquoi Valley UHS #7  
**District:**  
**State:** Vermont  
**PSID:** PS187

**Fall 2007 Grades 11 - NECAP Tests**  
**Students in 2006-2007**  
**Disaggregated Math Results**

	School					District					State				
	Tested	Level 4	Level 3	Level 2	Level 1	Tested	Level 4	Level 3	Level 2	Level 1	Tested	Level 4	Level 3	Level 2	Level 1
<b>All Students</b>															
All Students	150	0%	13%	29%	58%						7086	2%	28%	28%	42%
<b>Primary Race/Ethnicity</b>															
American Indian or Alaskan Native	++	++	++	++	++						41	0%	10%	27%	63%
Asian	0	0%	0%	0%	0%						90	4%	30%	21%	44%
Black or African American	++	++	++	++	++						111	0%	12%	18%	70%
Native Hawaiian or Pacific Islander	0	0%	0%	0%	0%						14	0%	21%	14%	64%
White (non-Hispanic)	126	0%	14%	30%	56%						6781	2%	28%	28%	41%
No Primary Race/Ethnicity	++	++	++	++	++						49	0%	24%	14%	61%
<b>Gender</b>															
Male	65	0%	18%	26%	55%						3590	2%	28%	26%	43%
Female	85	0%	8%	32%	60%						3494	1%	28%	30%	41%
<b>LEP Status</b>															
Currently receiving LEP services	++	++	++	++	++						95	0%	8%	26%	65%
LEP All Other Students	++	++	++	++	++						6991	2%	28%	28%	42%
<b>IEP</b>															
Students with an IEP	17	0%	12%	0%	88%						814	0%	2%	7%	90%
IEP All Other Students	133	0%	13%	33%	54%						6272	2%	31%	31%	36%
<b>SES</b>															
Economically Disadvantaged Students	25	0%	8%	28%	64%						1453	0%	15%	23%	61%
SES All Other Students	125	0%	14%	30%	57%						5633	2%	31%	29%	37%

Level 4 = Proficient with Distinction; Level 3 = Proficient; Level 2 = Partially Proficient; Level 1 = Substantially Below Proficient

++ = Data suppressed to protect student confidentiality



DEPARTMENT OF EDUCATION

Fall 2007 Grades 11 - NECAP Tests  
Students in 2006-2007

Disaggregated Writing Results

School: Missisquoi Valley UHS #7

District:

State: Vermont

PSID: PS187

	School					District					State				
	Tested	Level 4	Level 3	Level 2	Level 1	Tested	Level 4	Level 3	Level 2	Level 1	Tested	Level 4	Level 3	Level 2	Level 1
<b>All Students</b>															
All Students	152	2%	25%	55%	18%						7098	4%	35%	46%	15%
<b>Primary Race/Ethnicity</b>															
American Indian or Alaskan Native	++	++	++	++	++						41	2%	15%	61%	22%
Asian	0	0%	0%	0%	0%						88	6%	40%	39%	16%
Black or African American	++	++	++	++	++						113	0%	26%	45%	29%
Native Hawaiian or Pacific Islander	0	0%	0%	0%	0%						14	7%	29%	64%	0%
White (non-Hispanic)	127	2%	26%	54%	18%						6791	4%	35%	46%	15%
No Primary Race/Ethnicity	++	++	++	++	++						51	6%	20%	61%	14%
<b>Gender</b>															
Male	67	1%	24%	49%	25%						3587	3%	27%	48%	22%
Female	85	2%	26%	59%	13%						3509	5%	43%	43%	9%
<b>LEP Status</b>															
Currently receiving LEP services	++	++	++	++	++						94	2%	17%	47%	34%
LEP All Other Students	151	2%	25%	55%	19%						7004	4%	35%	46%	15%
<b>IEP</b>															
Students with an IEP	17	0%	12%	53%	35%						816	0%	6%	41%	53%
IEP All Other Students	135	2%	27%	55%	16%						6282	4%	39%	46%	10%
<b>SES</b>															
Economically Disadvantaged Students	26	0%	19%	58%	23%						1459	1%	21%	51%	27%
SES All Other Students	126	2%	26%	54%	17%						5639	5%	39%	45%	12%

Level 4 = Proficient with Distinction; Level 3 = Proficient; Level 2 = Partially Proficient; Level 1 = Substantially Below Proficient

++ = Data suppressed to protect student confidentiality