

Disaggregated DRA Results

Spring 2007

Newton School (PS206) - ORANGE WINDSOR S.U.

	School						State					
	Tested	Level 5	Level 4	Level 3	Level 2	Level 1	Tested	Level 5	Level 4	Level 3	Level 2	Level 1
All Students												
All Students	18	83%	11%	0%	6%	0%	6342	51%	34%	9%	3%	3%
Primary Race/Ethnicity												
American Indian or Alaskan Native	++	++	++	++	++	++	++	++	++	++	++	++
Asian	++	++	++	++	++	++	91	59%	31%	7%	1%	2%
Black or African American	++	++	++	++	++	++	125	36%	31%	10%	7%	16%
Hispanic or Latino	++	++	++	++	++	++	64	36%	36%	13%	6%	9%
Native Hawaiian or Pacific Islander	++	++	++	++	++	++	++	++	++	++	++	++
White (non-Hispanic)	++	++	++	++	++	++	5930	52%	34%	9%	3%	3%
No Primary Race/Ethnicity	++	++	++	++	++	++	117	40%	32%	15%	8%	6%
Gender												
Male	++	++	++	++	++	++	3278	46%	34%	11%	4%	5%
Female	++	++	++	++	++	++	3064	56%	33%	7%	3%	2%
LEP Status												
Currently receiving LEP services	0	0%	0%	0%	0%	0%	178	37%	37%	11%	4%	10%
LEP All Other Students	18	83%	11%	0%	6%	0%	6164	51%	33%	9%	3%	3%
IEP												
Students with an IEP	++	++	++	++	++	++	644	12%	30%	21%	14%	23%
IEP All Other Students	++	++	++	++	++	++	5698	55%	34%	8%	2%	1%
SES												
Economically Disadvantaged Students	++	++	++	++	++	++	2134	36%	39%	13%	5%	6%
SES All Other Students	++	++	++	++	++	++	4208	59%	30%	7%	2%	2%


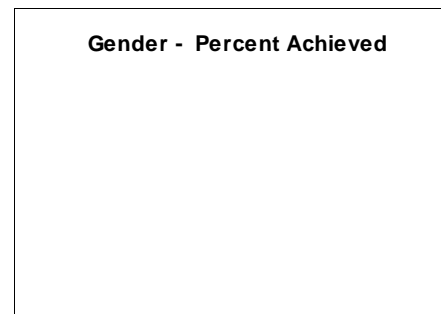
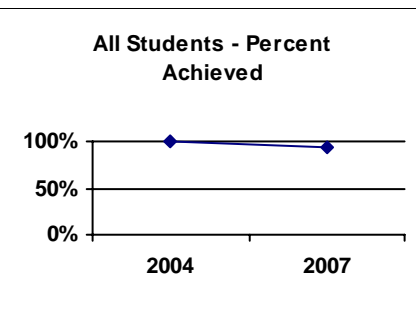
Level 5 = Achieved the Standard with Honors
Level 2 = Below the Standard

Level 4 = Achieved the Standard

Level 3 = Nearly Achieved the Standard

Level 1 = Little or No Evidence of Achievement

++ = Data suppressed to protect student confidentiality



No graph data for a year indicates no results for that year - OR- data suppressed to protect student confidentiality