

Disaggregated Reading Results
School: Middlebury Senior UHS #3

District: Middlebury UHSD

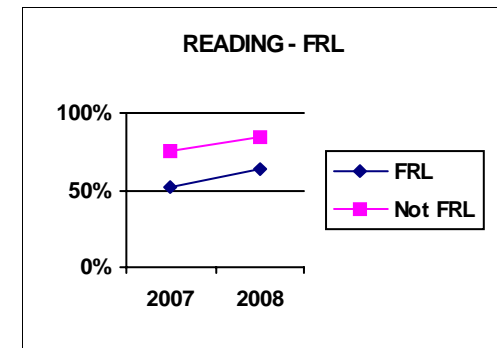
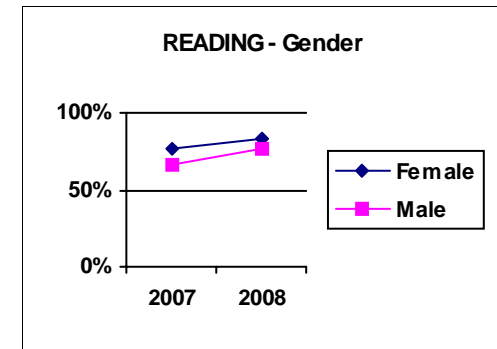
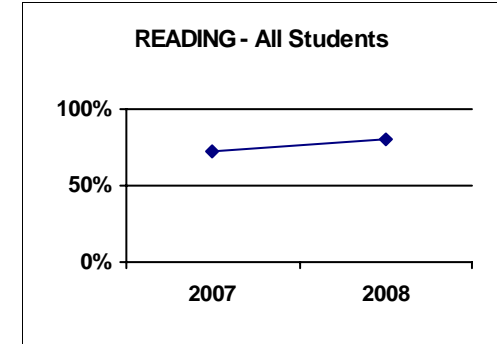
State: Vermont

PSID: PS180

	School					District					State				
	Tested	Level 4	Level 3	Level 2	Level 1	Tested	Level 4	Level 3	Level 2	Level 1	Tested	Level 4	Level 3	Level 2	Level 1
All Students															
All Students	153	37%	43%	10%	9%						7201	22%	50%	18%	10%
Primary Race/Ethnicity															
American Indian or Alaskan Native	0	0%	0%	0%	0%						++	++	++	++	++
Asian	0	0%	0%	0%	0%						78	29%	37%	19%	14%
Black or African American	0	0%	0%	0%	0%						92	13%	45%	18%	24%
Native Hawaiian or Pacific Islander	0	0%	0%	0%	0%						++	++	++	++	++
White (non-Hispanic)	153	37%	43%	10%	9%						6934	22%	50%	18%	10%
No Primary Race/Ethnicity	0	0%	0%	0%	0%						47	11%	49%	28%	13%
Gender															
Male	69	29%	48%	12%	12%						3616	15%	50%	21%	14%
Female	84	44%	39%	10%	7%						3581	29%	50%	15%	6%
LEP Status															
Currently receiving LEP services	0	0%	0%	0%	0%						68	0%	25%	44%	31%
LEP All Other Students	153	37%	43%	10%	9%						7133	22%	50%	18%	10%
IEP															
Students with an IEP	11	0%	18%	9%	73%						885	1%	20%	33%	45%
IEP All Other Students	142	40%	45%	11%	4%						6316	25%	54%	16%	6%
Free/Reduced Lunch															
Free/Reduced Lunch Students	32	19%	44%	25%	12%						1495	10%	45%	26%	18%
Not Free/Reduced Lunch Students	121	42%	43%	7%	8%						5706	25%	51%	16%	8%

Level 4 = Proficient with Distinction; Level 3 = Proficient; Level 2 = Partially Proficient; Level 1 = Substantially Below Proficient

++ = Data suppressed to protect student confidentiality



Fall 2008 Grade 11 - NECAP Tests

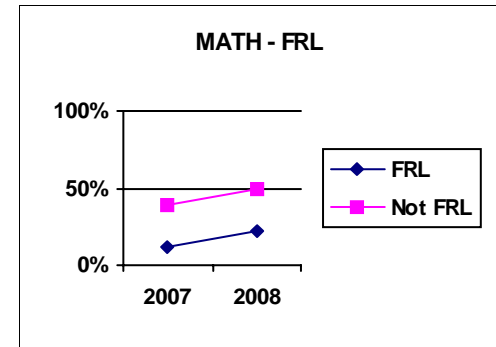
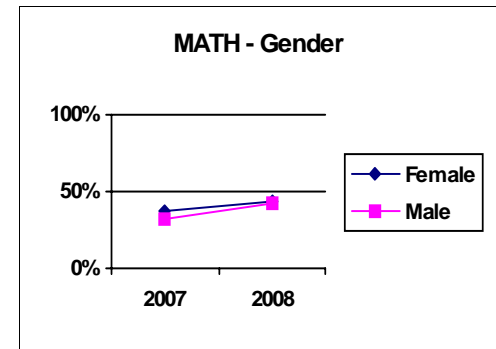
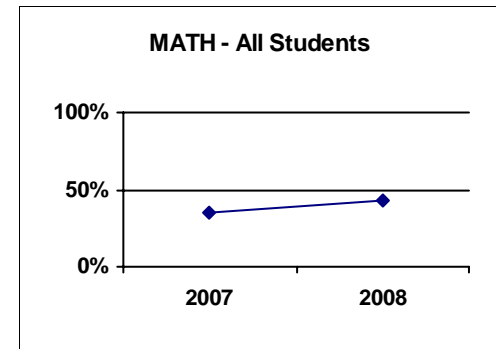
Students in 2007-2008

Disaggregated Math Results

	School					District					State				
	Tested	Level 4	Level 3	Level 2	Level 1	Tested	Level 4	Level 3	Level 2	Level 1	Tested	Level 4	Level 3	Level 2	Level 1
All Students															
All Students	153	4%	39%	28%	29%						7166	2%	33%	28%	37%
Primary Race/Ethnicity															
American Indian or Alaskan Native	0	0%	0%	0%	0%						++	++	++	++	++
Asian	0	0%	0%	0%	0%						80	4%	36%	32%	28%
Black or African American	0	0%	0%	0%	0%						91	0%	12%	29%	59%
Native Hawaiian or Pacific Islander	0	0%	0%	0%	0%						++	++	++	++	++
White (non-Hispanic)	153	4%	39%	28%	29%						6897	2%	34%	28%	36%
No Primary Race/Ethnicity	0	0%	0%	0%	0%						48	0%	19%	27%	54%
Gender															
Male	69	6%	36%	30%	28%						3588	2%	34%	27%	37%
Female	84	2%	42%	26%	30%						3574	1%	33%	30%	36%
LEP Status															
Currently receiving LEP services	0	0%	0%	0%	0%						68	0%	6%	24%	71%
LEP All Other Students	153	4%	39%	28%	29%						7098	2%	34%	28%	37%
IEP															
Students with an IEP	11	0%	0%	9%	91%						859	0%	3%	8%	89%
IEP All Other Students	142	4%	42%	30%	24%						6307	2%	37%	31%	30%
Free/Reduced Lunch															
Free/Reduced Lunch Students	32	0%	22%	34%	44%						1473	0%	17%	26%	57%
Not Free/Reduced Lunch Students	121	5%	44%	26%	25%						5693	2%	37%	29%	32%

Level 4 = Proficient with Distinction; Level 3 = Proficient; Level 2 = Partially Proficient; Level 1 = Substantially Below Proficient

++ = Data suppressed to protect student confidentiality



Disaggregated Writing Results

School: Middlebury Senior UHS #3
District: Middlebury UHSD
State: Vermont
PSID: PS180

	School					District					State				
	Tested	Level 4	Level 3	Level 2	Level 1	Tested	Level 4	Level 3	Level 2	Level 1	Tested	Level 4	Level 3	Level 2	Level 1
All Students															
All Students	153	7%	39%	43%	10%						7197	4%	38%	46%	11%
Primary Race/Ethnicity															
American Indian or Alaskan Native	0	0%	0%	0%	0%						++	++	++	++	++
Asian	0	0%	0%	0%	0%						77	9%	39%	45%	6%
Black or African American	0	0%	0%	0%	0%						92	5%	24%	59%	12%
Native Hawaiian or Pacific Islander	0	0%	0%	0%	0%						++	++	++	++	++
White (non-Hispanic)	153	7%	39%	43%	10%						6931	4%	39%	46%	11%
No Primary Race/Ethnicity	0	0%	0%	0%	0%						47	2%	26%	55%	17%
Gender															
Male	69	4%	36%	46%	13%						3605	3%	31%	50%	16%
Female	84	10%	42%	40%	8%						3588	5%	46%	43%	6%
LEP Status															
Currently receiving LEP services	0	0%	0%	0%	0%						67	0%	16%	66%	18%
LEP All Other Students	153	7%	39%	43%	10%						7130	4%	39%	46%	11%
IEP															
Students with an IEP	11	0%	9%	18%	73%						875	0%	7%	50%	43%
IEP All Other Students	142	8%	42%	45%	6%						6322	5%	43%	46%	6%
Free/Reduced Lunch															
Free/Reduced Lunch Students	32	0%	28%	59%	12%						1492	2%	24%	55%	20%
Not Free/Reduced Lunch Students	121	9%	42%	39%	10%						5705	5%	42%	44%	9%

Level 4 = Proficient with Distinction; Level 3 = Proficient; Level 2 = Partially Proficient; Level 1 = Substantially Below Proficient

++ = Data suppressed to protect student confidentiality

