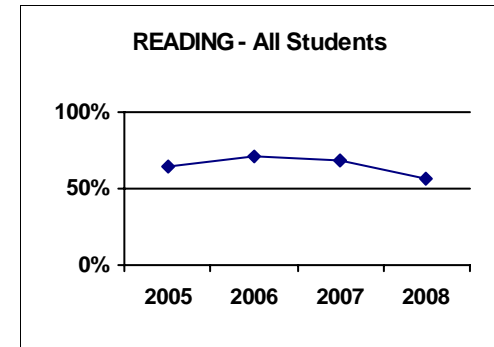
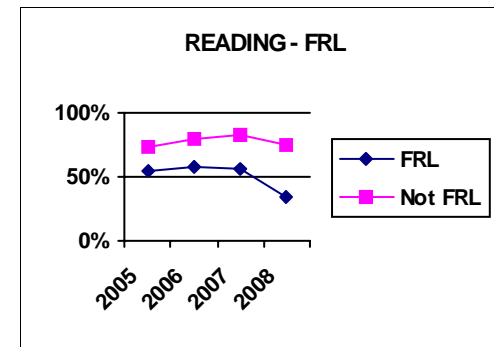
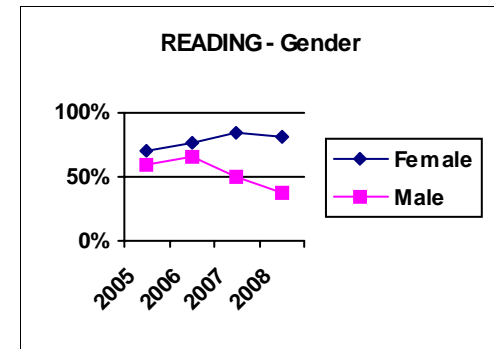


Disaggregated Reading Results

School: Middletown Springs Elementary School
District: Middletown Springs
State: Vermont
PSID: PS182



	School					District					State				
	Tested	Level 4	Level 3	Level 2	Level 1	Tested	Level 4	Level 3	Level 2	Level 1	Tested	Level 4	Level 3	Level 2	Level 1
All Students															
All Students	35	17%	40%	29%	14%						38800	18%	53%	19%	10%
Primary Race/Ethnicity															
American Indian or Alaskan Native	0	0%	0%	0%	0%						73	1%	45%	32%	22%
Asian	0	0%	0%	0%	0%						560	30%	50%	13%	6%
Black or African American	0	0%	0%	0%	0%						668	9%	43%	23%	25%
Native Hawaiian or Pacific Islander	0	0%	0%	0%	0%						38	18%	66%	16%	0%
White (non-Hispanic)	35	17%	40%	29%	14%						36867	19%	53%	19%	10%
No Primary Race/Ethnicity	0	0%	0%	0%	0%						594	16%	47%	22%	14%
Gender															
Male	19	11%	26%	37%	26%						19927	14%	52%	21%	13%
Female	16	25%	56%	19%	0%						18864	23%	53%	16%	8%
LEP Status															
Currently receiving LEP services	++	++	++	++	++						719	6%	39%	29%	26%
LEP All Other Students	++	++	++	++	++						38081	19%	53%	18%	10%
IEP															
Students with an IEP	++	++	++	++	++						4892	1%	21%	32%	46%
IEP All Other Students	++	++	++	++	++						33908	21%	57%	17%	5%
Free/Reduced Lunch															
Free/Reduced Lunch Students	15	7%	27%	40%	27%						12583	8%	46%	27%	19%
Not Free/Reduced Lunch Students	20	25%	50%	20%	5%						26217	23%	56%	15%	6%



Level 4 = Proficient with Distinction; Level 3 = Proficient; Level 2 = Partially Proficient; Level 1 = Substantially Below Proficient

++ = Data suppressed to protect student confidentiality

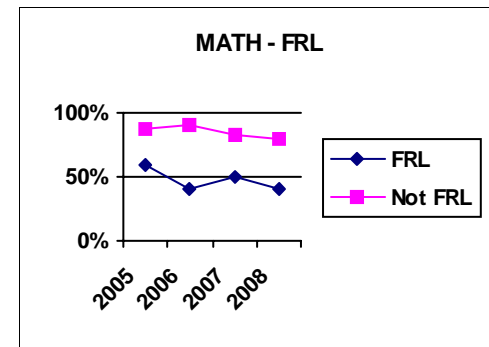
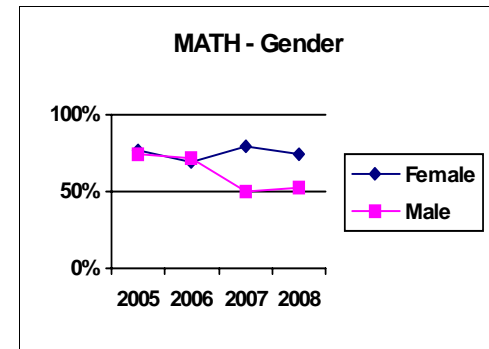
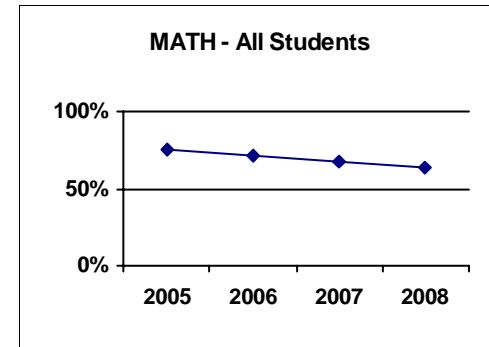


Fall 2008 Grades 03-08- NECAP Tests Students in 2007-2008

DEPARTMENT OF EDUCATION

School: Middletown Springs Elementary School
District: Middletown Springs
State: Vermont
PSID: PS182

Disaggregated Math Results



	School					District					State				
	Tested	Level 4	Level 3	Level 2	Level 1	Tested	Level 4	Level 3	Level 2	Level 1	Tested	Level 4	Level 3	Level 2	Level 1
All Students															
All Students	35	17%	46%	23%	14%						38831	21%	45%	18%	17%
Primary Race/Ethnicity															
American Indian or Alaskan Native	0	0%	0%	0%	0%						73	4%	37%	23%	36%
Asian	0	0%	0%	0%	0%						572	33%	42%	13%	12%
Black or African American	0	0%	0%	0%	0%						684	7%	32%	21%	40%
Native Hawaiian or Pacific Islander	0	0%	0%	0%	0%						39	23%	44%	23%	10%
White (non-Hispanic)	35	17%	46%	23%	14%						36864	21%	45%	17%	17%
No Primary Race/Ethnicity	0	0%	0%	0%	0%						599	16%	40%	22%	22%
Gender															
Male	19	16%	37%	32%	16%						19939	21%	44%	17%	17%
Female	16	19%	56%	12%	12%						18883	20%	45%	18%	17%
LEP Status															
Currently receiving LEP services	++	++	++	++	++						739	9%	32%	24%	35%
LEP All Other Students	++	++	++	++	++						38092	21%	45%	17%	17%
IEP															
Students with an IEP	++	++	++	++	++						4886	2%	19%	22%	57%
IEP All Other Students	++	++	++	++	++						33945	23%	48%	17%	11%
Free/Reduced Lunch															
Free/Reduced Lunch Students	15	0%	40%	27%	33%						12587	9%	39%	23%	29%
Not Free/Reduced Lunch Students	20	30%	50%	20%	0%						26244	26%	47%	15%	11%

Level 4 = Proficient with Distinction; Level 3 = Proficient; Level 2 = Partially Proficient; Level 1 = Substantially Below Proficient

++ = Data suppressed to protect student confidentiality

Disaggregated Writing Results

School: Middletown Springs Elementary School
District: Middletown Springs
State: Vermont
PSID: PS182

	School					District					State				
	Tested	Level 4	Level 3	Level 2	Level 1	Tested	Level 4	Level 3	Level 2	Level 1	Tested	Level 4	Level 3	Level 2	Level 1
All Students															
All Students	++	++	++	++	++						13168	19%	35%	29%	17%
Primary Race/Ethnicity															
American Indian or Alaskan Native	0	0%	0%	0%	0%						24	17%	29%	29%	25%
Asian	0	0%	0%	0%	0%						188	32%	40%	18%	10%
Black or African American	++	++	++	++	++						214	13%	31%	29%	27%
Native Hawaiian or Pacific Islander	0	0%	0%	0%	0%						14	7%	71%	21%	0%
White (non-Hispanic)	++	++	++	++	++						12534	19%	35%	29%	17%
No Primary Race/Ethnicity	0	0%	0%	0%	0%						194	14%	35%	28%	22%
Gender															
Male	++	++	++	++	++						6694	12%	31%	33%	24%
Female	++	++	++	++	++						6469	27%	40%	24%	10%
LEP Status															
Currently receiving LEP services	++	++	++	++	++						214	9%	30%	35%	26%
LEP All Other Students	++	++	++	++	++						12954	19%	35%	29%	17%
IEP															
Students with an IEP	++	++	++	++	++						1728	0%	8%	30%	61%
IEP All Other Students	++	++	++	++	++						11440	22%	39%	28%	10%
Free/Reduced Lunch															
Free/Reduced Lunch Students	++	++	++	++	++						4105	10%	27%	35%	28%
Not Free/Reduced Lunch Students	++	++	++	++	++						9063	24%	39%	26%	12%

Level 4 = Proficient with Distinction; Level 3 = Proficient; Level 2 = Partially Proficient; Level 1 = Substantially Below Proficient

++ = Data suppressed to protect student confidentiality

