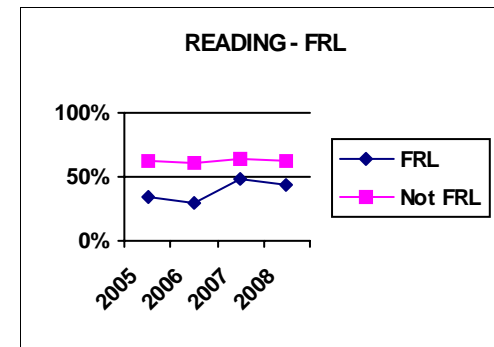
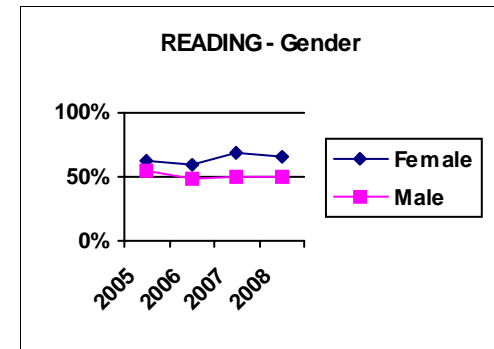
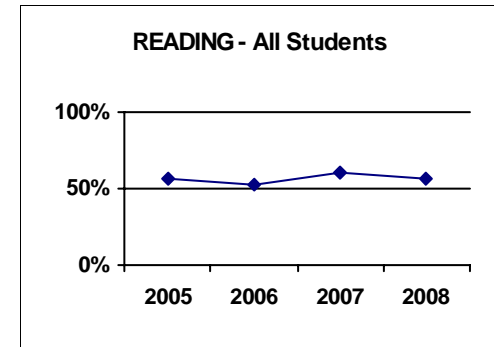


Disaggregated Reading Results

School: Mt. Abraham UHS #28
District: Mt. Abraham UHSD
State: Vermont
PSID: PS195



	School					District					State				
	Tested	Level 4	Level 3	Level 2	Level 1	Tested	Level 4	Level 3	Level 2	Level 1	Tested	Level 4	Level 3	Level 2	Level 1
All Students															
All Students	125	10%	46%	30%	14%						38800	18%	53%	19%	10%
Primary Race/Ethnicity															
American Indian or Alaskan Native	0	0%	0%	0%	0%						73	1%	45%	32%	22%
Asian	0	0%	0%	0%	0%						560	30%	50%	13%	6%
Black or African American	0	0%	0%	0%	0%						668	9%	43%	23%	25%
Native Hawaiian or Pacific Islander	0	0%	0%	0%	0%						38	18%	66%	16%	0%
White (non-Hispanic)	125	10%	46%	30%	14%						36867	19%	53%	19%	10%
No Primary Race/Ethnicity	0	0%	0%	0%	0%						594	16%	47%	22%	14%
Gender															
Male	69	9%	41%	35%	16%						19927	14%	52%	21%	13%
Female	56	11%	54%	23%	12%						18864	23%	53%	16%	8%
LEP Status															
Currently receiving LEP services	0	0%	0%	0%	0%						719	6%	39%	29%	26%
LEP All Other Students	125	10%	46%	30%	14%						38081	19%	53%	18%	10%
IEP															
Students with an IEP	18	0%	17%	39%	44%						4892	1%	21%	32%	46%
IEP All Other Students	107	11%	51%	28%	9%						33908	21%	57%	17%	5%
Free/Reduced Lunch															
Free/Reduced Lunch Students	39	5%	38%	33%	23%						12583	8%	46%	27%	19%
Not Free/Reduced Lunch Students	86	12%	50%	28%	10%						26217	23%	56%	15%	6%

Level 4 = Proficient with Distinction; Level 3 = Proficient; Level 2 = Partially Proficient; Level 1 = Substantially Below Proficient

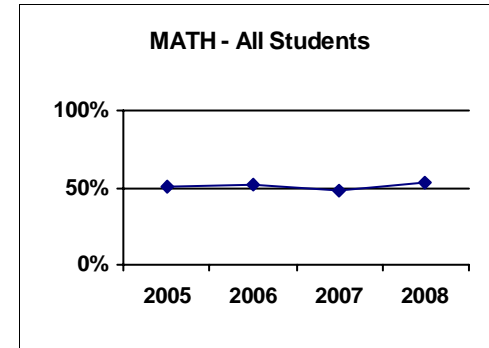
++ = Data suppressed to protect student confidentiality



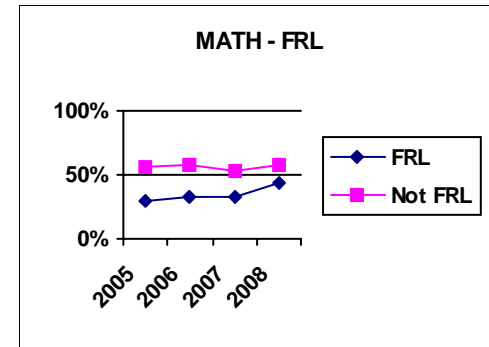
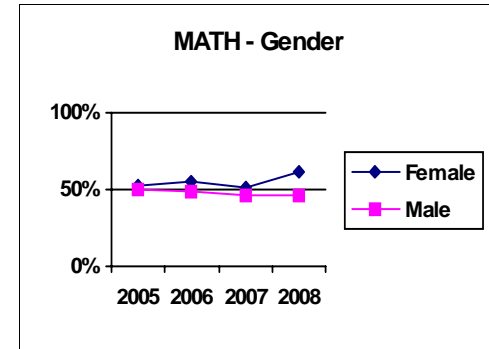
DEPARTMENT OF EDUCATION

School: Mt. Abraham UHS #28
District: Mt. Abraham UHSD
State: Vermont
PSID: PS195

Fall 2008 Grades 03-08- NECAP Tests
Students in 2007-2008
Disaggregated Math Results



	School					District					State				
	Tested	Level 4	Level 3	Level 2	Level 1	Tested	Level 4	Level 3	Level 2	Level 1	Tested	Level 4	Level 3	Level 2	Level 1
All Students															
All Students	125	15%	38%	24%	22%						38831	21%	45%	18%	17%
Primary Race/Ethnicity															
American Indian or Alaskan Native	0	0%	0%	0%	0%						73	4%	37%	23%	36%
Asian	0	0%	0%	0%	0%						572	33%	42%	13%	12%
Black or African American	0	0%	0%	0%	0%						684	7%	32%	21%	40%
Native Hawaiian or Pacific Islander	0	0%	0%	0%	0%						39	23%	44%	23%	10%
White (non-Hispanic)	125	15%	38%	24%	22%						36864	21%	45%	17%	17%
No Primary Race/Ethnicity	0	0%	0%	0%	0%						599	16%	40%	22%	22%
Gender															
Male	69	16%	30%	30%	23%						19939	21%	44%	17%	17%
Female	56	14%	48%	16%	21%						18883	20%	45%	18%	17%
LEP Status															
Currently receiving LEP services	0	0%	0%	0%	0%						739	9%	32%	24%	35%
LEP All Other Students	125	15%	38%	24%	22%						38092	21%	45%	17%	17%
IEP															
Students with an IEP	18	0%	6%	33%	61%						4886	2%	19%	22%	57%
IEP All Other Students	107	18%	44%	22%	16%						33945	23%	48%	17%	11%
Free/Reduced Lunch															
Free/Reduced Lunch Students	39	5%	38%	23%	33%						12587	9%	39%	23%	29%
Not Free/Reduced Lunch Students	86	20%	38%	24%	17%						26244	26%	47%	15%	11%



Level 4 = Proficient with Distinction; Level 3 = Proficient; Level 2 = Partially Proficient; Level 1 = Substantially Below Proficient

++ = Data suppressed to protect student confidentiality

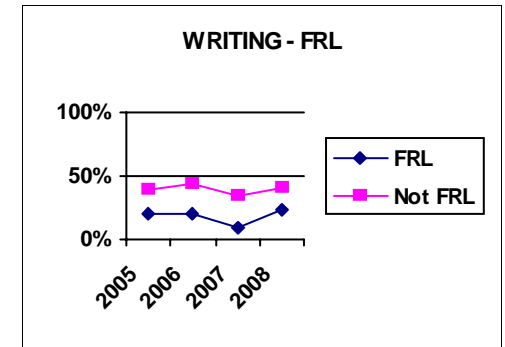
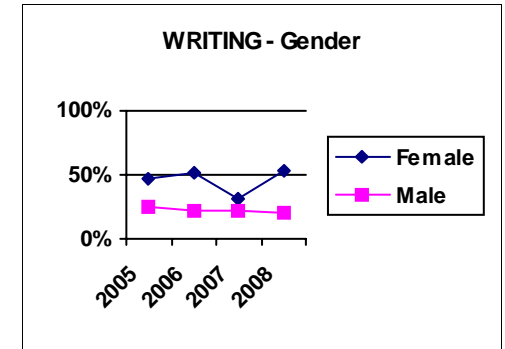
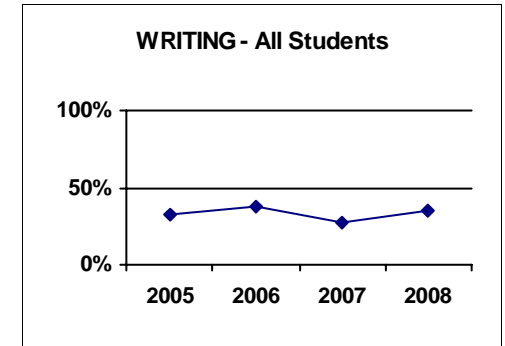
Disaggregated Writing Results

School: Mt. Abraham UHS #28
District: Mt. Abraham UHSD
State: Vermont
PSID: PS195

	School					District					State				
	Tested	Level 4	Level 3	Level 2	Level 1	Tested	Level 4	Level 3	Level 2	Level 1	Tested	Level 4	Level 3	Level 2	Level 1
All Students															
All Students	125	6%	29%	34%	30%						13168	19%	35%	29%	17%
Primary Race/Ethnicity															
American Indian or Alaskan Native	0	0%	0%	0%	0%						24	17%	29%	29%	25%
Asian	0	0%	0%	0%	0%						188	32%	40%	18%	10%
Black or African American	0	0%	0%	0%	0%						214	13%	31%	29%	27%
Native Hawaiian or Pacific Islander	0	0%	0%	0%	0%						14	7%	71%	21%	0%
White (non-Hispanic)	125	6%	29%	34%	30%						12534	19%	35%	29%	17%
No Primary Race/Ethnicity	0	0%	0%	0%	0%						194	14%	35%	28%	22%
Gender															
Male	69	6%	14%	43%	36%						6694	12%	31%	33%	24%
Female	56	7%	46%	23%	23%						6469	27%	40%	24%	10%
LEP Status															
Currently receiving LEP services	0	0%	0%	0%	0%						214	9%	30%	35%	26%
LEP All Other Students	125	6%	29%	34%	30%						12954	19%	35%	29%	17%
IEP															
Students with an IEP	18	0%	6%	22%	72%						1728	0%	8%	30%	61%
IEP All Other Students	107	7%	33%	36%	23%						11440	22%	39%	28%	10%
Free/Reduced Lunch															
Free/Reduced Lunch Students	39	3%	21%	31%	46%						4105	10%	27%	35%	28%
Not Free/Reduced Lunch Students	86	8%	33%	36%	23%						9063	24%	39%	26%	12%

Level 4 = Proficient with Distinction; Level 3 = Proficient; Level 2 = Partially Proficient; Level 1 = Substantially Below Proficient

++ = Data suppressed to protect student confidentiality





DEPARTMENT OF EDUCATION

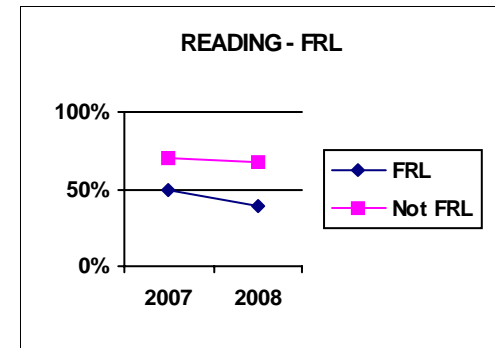
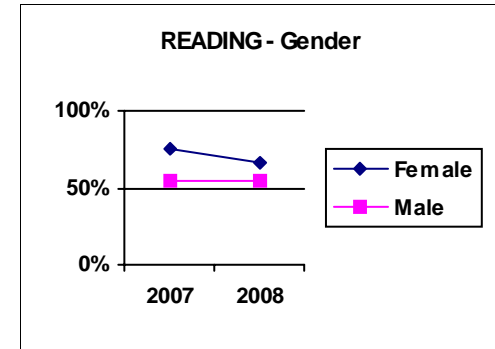
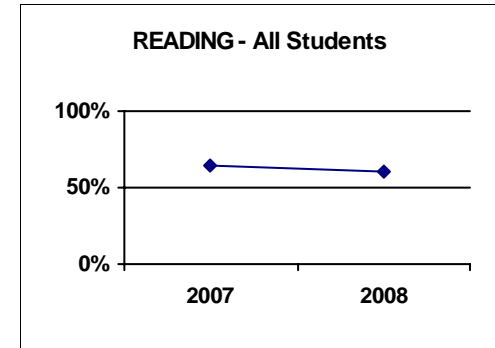
School: Mt. Abraham UHS #28
District: Mt. Abraham UHSD
State: Vermont
PSID: PS195

Fall 2008 Grade 11 - NECAP Tests
Students in 2007-2008
Disaggregated Reading Results

	School					District					State				
	Tested	Level 4	Level 3	Level 2	Level 1	Tested	Level 4	Level 3	Level 2	Level 1	Tested	Level 4	Level 3	Level 2	Level 1
All Students															
All Students	152	18%	42%	22%	18%						7201	22%	50%	18%	10%
Primary Race/Ethnicity															
American Indian or Alaskan Native	0	0%	0%	0%	0%						++	++	++	++	++
Asian	0	0%	0%	0%	0%						78	29%	37%	19%	14%
Black or African American	0	0%	0%	0%	0%						92	13%	45%	18%	24%
Native Hawaiian or Pacific Islander	0	0%	0%	0%	0%						++	++	++	++	++
White (non-Hispanic)	152	18%	42%	22%	18%						6934	22%	50%	18%	10%
No Primary Race/Ethnicity	0	0%	0%	0%	0%						47	11%	49%	28%	13%
Gender															
Male	82	17%	38%	20%	26%						3616	15%	50%	21%	14%
Female	70	19%	47%	24%	10%						3581	29%	50%	15%	6%
LEP Status															
Currently receiving LEP services	0	0%	0%	0%	0%						68	0%	25%	44%	31%
LEP All Other Students	152	18%	42%	22%	18%						7133	22%	50%	18%	10%
IEP															
Students with an IEP	26	4%	8%	27%	62%						885	1%	20%	33%	45%
IEP All Other Students	126	21%	49%	21%	10%						6316	25%	54%	16%	6%
Free/Reduced Lunch															
Free/Reduced Lunch Students	39	8%	31%	28%	33%						1495	10%	45%	26%	18%
Not Free/Reduced Lunch Students	113	21%	46%	19%	13%						5706	25%	51%	16%	8%

Level 4 = Proficient with Distinction; Level 3 = Proficient; Level 2 = Partially Proficient; Level 1 = Substantially Below Proficient

++ = Data suppressed to protect student confidentiality



School: Mt. Abraham UHS #28
District: Mt. Abraham UHSD
State: Vermont
PSID: PS195

Fall 2008 Grade 11 - NECAP Tests

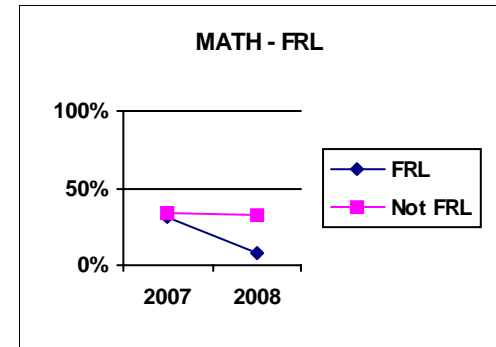
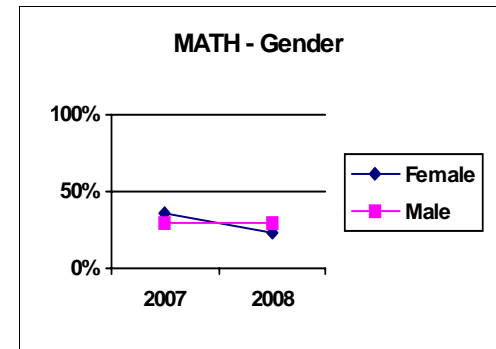
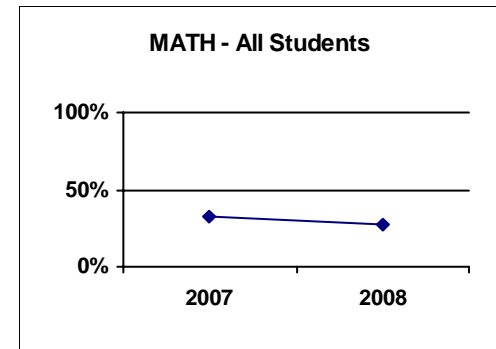
Students in 2007-2008

Disaggregated Math Results

	School					District					State				
	Tested	Level 4	Level 3	Level 2	Level 1	Tested	Level 4	Level 3	Level 2	Level 1	Tested	Level 4	Level 3	Level 2	Level 1
All Students															
All Students	150	3%	24%	26%	47%						7166	2%	33%	28%	37%
Primary Race/Ethnicity															
American Indian or Alaskan Native	0	0%	0%	0%	0%						++	++	++	++	++
Asian	0	0%	0%	0%	0%						80	4%	36%	32%	28%
Black or African American	0	0%	0%	0%	0%						91	0%	12%	29%	59%
Native Hawaiian or Pacific Islander	0	0%	0%	0%	0%						++	++	++	++	++
White (non-Hispanic)	150	3%	24%	26%	47%						6897	2%	34%	28%	36%
No Primary Race/Ethnicity	0	0%	0%	0%	0%						48	0%	19%	27%	54%
Gender															
Male	80	5%	25%	20%	50%						3588	2%	34%	27%	37%
Female	70	0%	23%	33%	44%						3574	1%	33%	30%	36%
LEP Status															
Currently receiving LEP services	0	0%	0%	0%	0%						68	0%	6%	24%	71%
LEP All Other Students	150	3%	24%	26%	47%						7098	2%	34%	28%	37%
IEP															
Students with an IEP	22	0%	0%	5%	95%						859	0%	3%	8%	89%
IEP All Other Students	128	3%	28%	30%	39%						6307	2%	37%	31%	30%
Free/Reduced Lunch															
Free/Reduced Lunch Students	38	0%	8%	26%	66%						1473	0%	17%	26%	57%
Not Free/Reduced Lunch Students	112	4%	29%	26%	41%						5693	2%	37%	29%	32%

Level 4 = Proficient with Distinction; Level 3 = Proficient; Level 2 = Partially Proficient; Level 1 = Substantially Below Proficient

++ = Data suppressed to protect student confidentiality



Disaggregated Writing Results

School: Mt. Abraham UHS #28
District: Mt. Abraham UHSD
State: Vermont
PSID: PS195

	School					District					State				
	Tested	Level 4	Level 3	Level 2	Level 1	Tested	Level 4	Level 3	Level 2	Level 1	Tested	Level 4	Level 3	Level 2	Level 1
All Students															
All Students	152	2%	24%	51%	22%						7197	4%	38%	46%	11%
Primary Race/Ethnicity															
American Indian or Alaskan Native	0	0%	0%	0%	0%						++	++	++	++	++
Asian	0	0%	0%	0%	0%						77	9%	39%	45%	6%
Black or African American	0	0%	0%	0%	0%						92	5%	24%	59%	12%
Native Hawaiian or Pacific Islander	0	0%	0%	0%	0%						++	++	++	++	++
White (non-Hispanic)	152	2%	24%	51%	22%						6931	4%	39%	46%	11%
No Primary Race/Ethnicity	0	0%	0%	0%	0%						47	2%	26%	55%	17%
Gender															
Male	82	1%	22%	43%	34%						3605	3%	31%	50%	16%
Female	70	3%	27%	61%	9%						3588	5%	46%	43%	6%
LEP Status															
Currently receiving LEP services	0	0%	0%	0%	0%						67	0%	16%	66%	18%
LEP All Other Students	152	2%	24%	51%	22%						7130	4%	39%	46%	11%
IEP															
Students with an IEP	25	0%	0%	44%	56%						875	0%	7%	50%	43%
IEP All Other Students	127	2%	29%	53%	16%						6322	5%	43%	46%	6%
Free/Reduced Lunch															
Free/Reduced Lunch Students	41	0%	7%	54%	39%						1492	2%	24%	55%	20%
Not Free/Reduced Lunch Students	111	3%	31%	50%	16%						5705	5%	42%	44%	9%

Level 4 = Proficient with Distinction; Level 3 = Proficient; Level 2 = Partially Proficient; Level 1 = Substantially Below Proficient

++ = Data suppressed to protect student confidentiality

