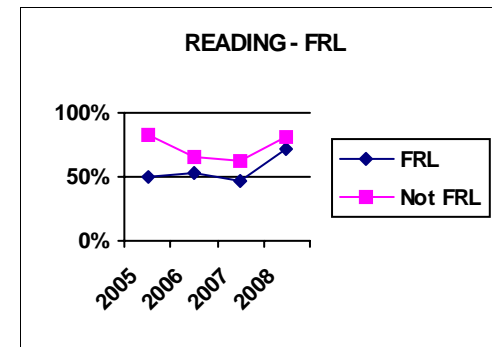
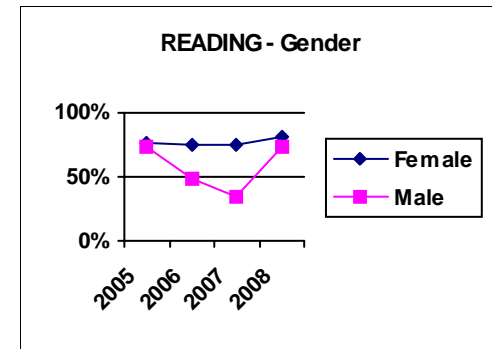
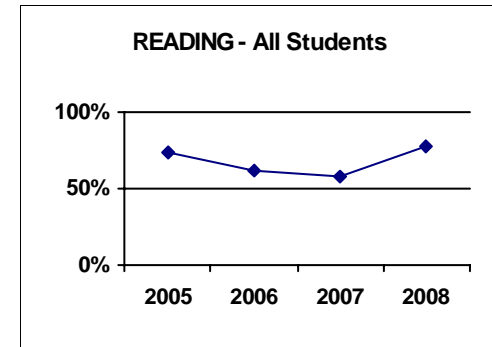


**Disaggregated Reading Results**

**School:** Oxbow UHS #30  
**District:** Oxbow UHSD  
**State:** Vermont  
**PSID:** PS220



	School					District					State				
	Tested	Level 4	Level 3	Level 2	Level 1	Tested	Level 4	Level 3	Level 2	Level 1	Tested	Level 4	Level 3	Level 2	Level 1
<b>All Students</b>															
All Students	61	13%	64%	18%	5%						38800	18%	53%	19%	10%
<b>Primary Race/Ethnicity</b>															
American Indian or Alaskan Native	0	0%	0%	0%	0%						73	1%	45%	32%	22%
Asian	0	0%	0%	0%	0%						560	30%	50%	13%	6%
Black or African American	0	0%	0%	0%	0%						668	9%	43%	23%	25%
Native Hawaiian or Pacific Islander	0	0%	0%	0%	0%						38	18%	66%	16%	0%
White (non-Hispanic)	61	13%	64%	18%	5%						36867	19%	53%	19%	10%
No Primary Race/Ethnicity	0	0%	0%	0%	0%						594	16%	47%	22%	14%
<b>Gender</b>															
Male	34	6%	68%	21%	6%						19927	14%	52%	21%	13%
Female	27	22%	59%	15%	4%						18864	23%	53%	16%	8%
<b>LEP Status</b>															
Currently receiving LEP services	0	0%	0%	0%	0%						719	6%	39%	29%	26%
LEP All Other Students	61	13%	64%	18%	5%						38081	19%	53%	18%	10%
<b>IEP</b>															
Students with an IEP	15	0%	40%	40%	20%						4892	1%	21%	32%	46%
IEP All Other Students	46	17%	72%	11%	0%						33908	21%	57%	17%	5%
<b>Free/Reduced Lunch</b>															
Free/Reduced Lunch Students	28	4%	68%	18%	11%						12583	8%	46%	27%	19%
Not Free/Reduced Lunch Students	33	21%	61%	18%	0%						26217	23%	56%	15%	6%

Level 4 = Proficient with Distinction; Level 3 = Proficient; Level 2 = Partially Proficient; Level 1 = Substantially Below Proficient

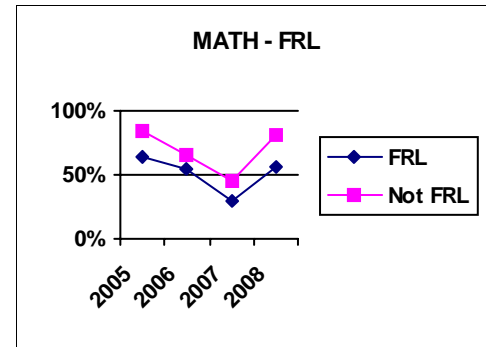
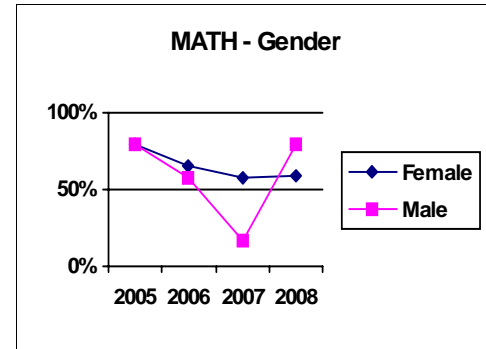
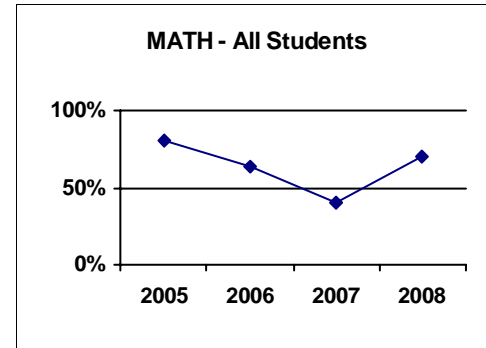
++ = Data suppressed to protect student confidentiality



**DEPARTMENT OF EDUCATION**

**School:** Oxbow UHS #30  
**District:** Oxbow UHSD  
**State:** Vermont  
**PSID:** PS220

**Fall 2008 Grades 03-08- NECAP Tests**  
**Students in 2007-2008**  
**Disaggregated Math Results**



	School					District					State				
	Tested	Level 4	Level 3	Level 2	Level 1	Tested	Level 4	Level 3	Level 2	Level 1	Tested	Level 4	Level 3	Level 2	Level 1
<b>All Students</b>															
All Students	61	26%	44%	11%	18%						38831	21%	45%	18%	17%
<b>Primary Race/Ethnicity</b>															
American Indian or Alaskan Native	0	0%	0%	0%	0%						73	4%	37%	23%	36%
Asian	0	0%	0%	0%	0%						572	33%	42%	13%	12%
Black or African American	0	0%	0%	0%	0%						684	7%	32%	21%	40%
Native Hawaiian or Pacific Islander	0	0%	0%	0%	0%						39	23%	44%	23%	10%
White (non-Hispanic)	61	26%	44%	11%	18%						36864	21%	45%	17%	17%
No Primary Race/Ethnicity	0	0%	0%	0%	0%						599	16%	40%	22%	22%
<b>Gender</b>															
Male	34	21%	59%	6%	15%						19939	21%	44%	17%	17%
Female	27	33%	26%	19%	22%						18883	20%	45%	18%	17%
<b>LEP Status</b>															
Currently receiving LEP services	0	0%	0%	0%	0%						739	9%	32%	24%	35%
LEP All Other Students	61	26%	44%	11%	18%						38092	21%	45%	17%	17%
<b>IEP</b>															
Students with an IEP	15	0%	27%	13%	60%						4886	2%	19%	22%	57%
IEP All Other Students	46	35%	50%	11%	4%						33945	23%	48%	17%	11%
<b>Free/Reduced Lunch</b>															
Free/Reduced Lunch Students	28	11%	46%	21%	21%						12587	9%	39%	23%	29%
Not Free/Reduced Lunch Students	33	39%	42%	3%	15%						26244	26%	47%	15%	11%

Level 4 = Proficient with Distinction; Level 3 = Proficient; Level 2 = Partially Proficient; Level 1 = Substantially Below Proficient

++ = Data suppressed to protect student confidentiality

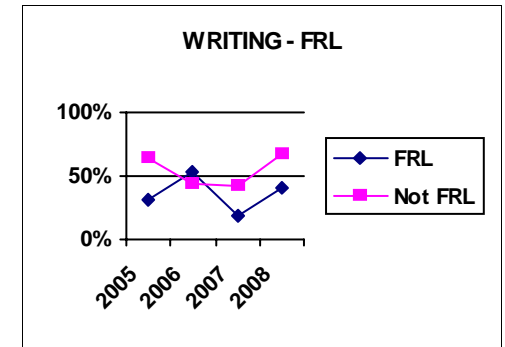
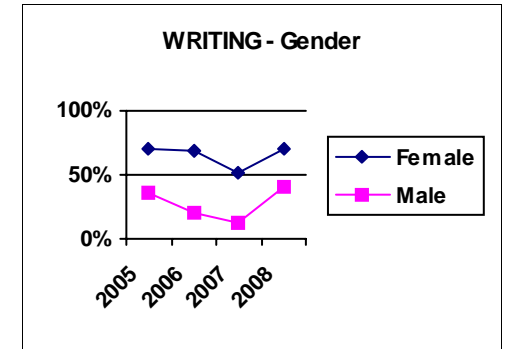
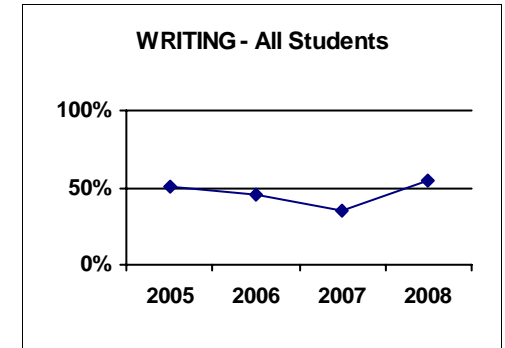
**Disaggregated Writing Results**

**School:** Oxbow UHS #30  
**District:** Oxbow UHSD  
**State:** Vermont  
**PSID:** PS220

	School					District					State				
	Tested	Level 4	Level 3	Level 2	Level 1	Tested	Level 4	Level 3	Level 2	Level 1	Tested	Level 4	Level 3	Level 2	Level 1
<b>All Students</b>															
All Students	61	10%	44%	34%	11%						13168	19%	35%	29%	17%
<b>Primary Race/Ethnicity</b>															
American Indian or Alaskan Native	0	0%	0%	0%	0%						24	17%	29%	29%	25%
Asian	0	0%	0%	0%	0%						188	32%	40%	18%	10%
Black or African American	0	0%	0%	0%	0%						214	13%	31%	29%	27%
Native Hawaiian or Pacific Islander	0	0%	0%	0%	0%						14	7%	71%	21%	0%
White (non-Hispanic)	61	10%	44%	34%	11%						12534	19%	35%	29%	17%
No Primary Race/Ethnicity	0	0%	0%	0%	0%						194	14%	35%	28%	22%
<b>Gender</b>															
Male	34	6%	35%	41%	18%						6694	12%	31%	33%	24%
Female	27	15%	56%	26%	4%						6469	27%	40%	24%	10%
<b>LEP Status</b>															
Currently receiving LEP services	0	0%	0%	0%	0%						214	9%	30%	35%	26%
LEP All Other Students	61	10%	44%	34%	11%						12954	19%	35%	29%	17%
<b>IEP</b>															
Students with an IEP	15	0%	13%	47%	40%						1728	0%	8%	30%	61%
IEP All Other Students	46	13%	54%	30%	2%						11440	22%	39%	28%	10%
<b>Free/Reduced Lunch</b>															
Free/Reduced Lunch Students	28	4%	36%	39%	21%						4105	10%	27%	35%	28%
Not Free/Reduced Lunch Students	33	15%	52%	30%	3%						9063	24%	39%	26%	12%

Level 4 = Proficient with Distinction; Level 3 = Proficient; Level 2 = Partially Proficient; Level 1 = Substantially Below Proficient

++ = Data suppressed to protect student confidentiality





**DEPARTMENT OF EDUCATION**

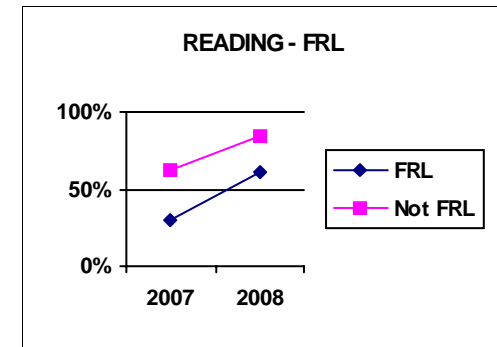
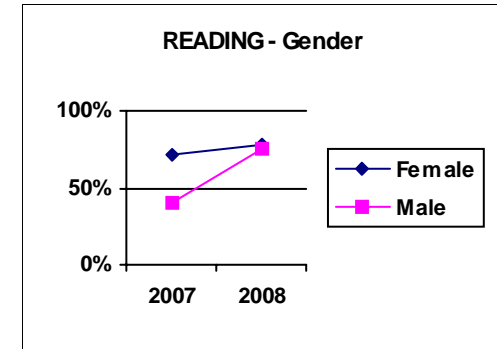
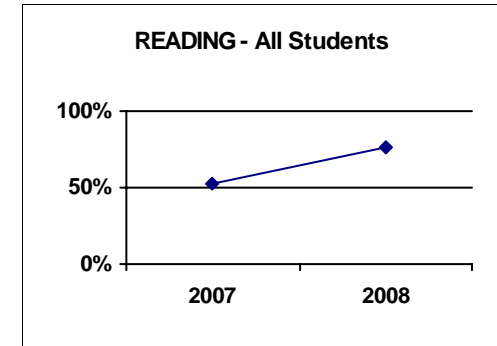
**School:** Oxbow UHS #30  
**District:** Oxbow UHSD  
**State:** Vermont  
**PSID:** PS220

**Fall 2008 Grade 11 - NECAP Tests**  
**Students in 2007-2008**  
**Disaggregated Reading Results**

	School					District					State				
	Tested	Level 4	Level 3	Level 2	Level 1	Tested	Level 4	Level 3	Level 2	Level 1	Tested	Level 4	Level 3	Level 2	Level 1
<b>All Students</b>															
All Students	85	35%	41%	16%	7%						7201	22%	50%	18%	10%
<b>Primary Race/Ethnicity</b>															
American Indian or Alaskan Native	0	0%	0%	0%	0%						++	++	++	++	++
Asian	0	0%	0%	0%	0%						78	29%	37%	19%	14%
Black or African American	0	0%	0%	0%	0%						92	13%	45%	18%	24%
Native Hawaiian or Pacific Islander	0	0%	0%	0%	0%						++	++	++	++	++
White (non-Hispanic)	85	35%	41%	16%	7%						6934	22%	50%	18%	10%
No Primary Race/Ethnicity	0	0%	0%	0%	0%						47	11%	49%	28%	13%
<b>Gender</b>															
Male	45	33%	42%	13%	11%						3616	15%	50%	21%	14%
Female	40	38%	40%	20%	2%						3581	29%	50%	15%	6%
<b>LEP Status</b>															
Currently receiving LEP services	++	++	++	++	++						68	0%	25%	44%	31%
LEP All Other Students	++	++	++	++	++						7133	22%	50%	18%	10%
<b>IEP</b>															
Students with an IEP	++	++	++	++	++						885	1%	20%	33%	45%
IEP All Other Students	++	++	++	++	++						6316	25%	54%	16%	6%
<b>Free/Reduced Lunch</b>															
Free/Reduced Lunch Students	28	18%	43%	25%	14%						1495	10%	45%	26%	18%
Not Free/Reduced Lunch Students	57	44%	40%	12%	4%						5706	25%	51%	16%	8%

Level 4 = Proficient with Distinction; Level 3 = Proficient; Level 2 = Partially Proficient; Level 1 = Substantially Below Proficient

++ = Data suppressed to protect student confidentiality



**School:** Oxbow UHS #30  
**District:** Oxbow UHSD  
**State:** Vermont  
**PSID:** PS220

# Fall 2008 Grade 11 - NECAP Tests

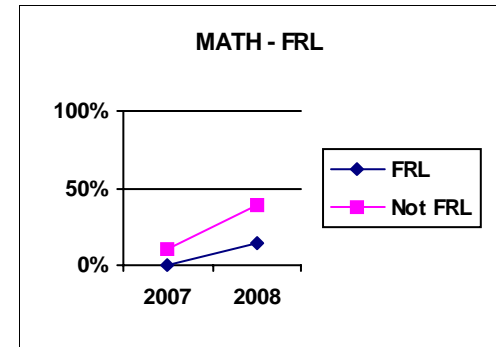
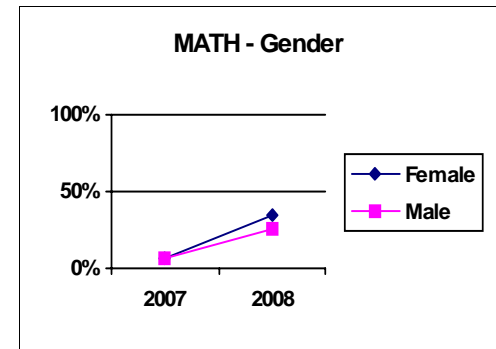
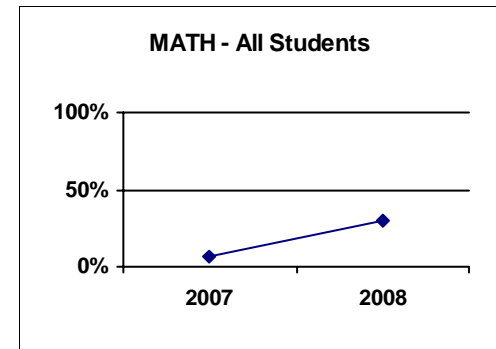
Students in 2007-2008

## Disaggregated Math Results

	School					District					State				
	Tested	Level 4	Level 3	Level 2	Level 1	Tested	Level 4	Level 3	Level 2	Level 1	Tested	Level 4	Level 3	Level 2	Level 1
<b>All Students</b>															
All Students	85	1%	29%	31%	39%						7166	2%	33%	28%	37%
<b>Primary Race/Ethnicity</b>															
American Indian or Alaskan Native	0	0%	0%	0%	0%						++	++	++	++	++
Asian	0	0%	0%	0%	0%						80	4%	36%	32%	28%
Black or African American	0	0%	0%	0%	0%						91	0%	12%	29%	59%
Native Hawaiian or Pacific Islander	0	0%	0%	0%	0%						++	++	++	++	++
White (non-Hispanic)	85	1%	29%	31%	39%						6897	2%	34%	28%	36%
No Primary Race/Ethnicity	0	0%	0%	0%	0%						48	0%	19%	27%	54%
<b>Gender</b>															
Male	45	2%	24%	38%	36%						3588	2%	34%	27%	37%
Female	40	0%	35%	22%	42%						3574	1%	33%	30%	36%
<b>LEP Status</b>															
Currently receiving LEP services	++	++	++	++	++						68	0%	6%	24%	71%
LEP All Other Students	++	++	++	++	++						7098	2%	34%	28%	37%
<b>IEP</b>															
Students with an IEP	++	++	++	++	++						859	0%	3%	8%	89%
IEP All Other Students	++	++	++	++	++						6307	2%	37%	31%	30%
<b>Free/Reduced Lunch</b>															
Free/Reduced Lunch Students	28	0%	14%	14%	71%						1473	0%	17%	26%	57%
Not Free/Reduced Lunch Students	57	2%	37%	39%	23%						5693	2%	37%	29%	32%

Level 4 = Proficient with Distinction; Level 3 = Proficient; Level 2 = Partially Proficient; Level 1 = Substantially Below Proficient

++ = Data suppressed to protect student confidentiality



**Disaggregated Writing Results**

**School:** Oxbow UHS #30  
**District:** Oxbow UHSD  
**State:** Vermont  
**PSID:** PS220

	School					District					State				
	Tested	Level 4	Level 3	Level 2	Level 1	Tested	Level 4	Level 3	Level 2	Level 1	Tested	Level 4	Level 3	Level 2	Level 1
<b>All Students</b>															
All Students	85	2%	44%	39%	15%						7197	4%	38%	46%	11%
<b>Primary Race/Ethnicity</b>															
American Indian or Alaskan Native	0	0%	0%	0%	0%						++	++	++	++	++
Asian	0	0%	0%	0%	0%						77	9%	39%	45%	6%
Black or African American	0	0%	0%	0%	0%						92	5%	24%	59%	12%
Native Hawaiian or Pacific Islander	0	0%	0%	0%	0%						++	++	++	++	++
White (non-Hispanic)	85	2%	44%	39%	15%						6931	4%	39%	46%	11%
No Primary Race/Ethnicity	0	0%	0%	0%	0%						47	2%	26%	55%	17%
<b>Gender</b>															
Male	45	0%	40%	38%	22%						3605	3%	31%	50%	16%
Female	40	5%	48%	40%	8%						3588	5%	46%	43%	6%
<b>LEP Status</b>															
Currently receiving LEP services	++	++	++	++	++						67	0%	16%	66%	18%
LEP All Other Students	++	++	++	++	++						7130	4%	39%	46%	11%
<b>IEP</b>															
Students with an IEP	++	++	++	++	++						875	0%	7%	50%	43%
IEP All Other Students	++	++	++	++	++						6322	5%	43%	46%	6%
<b>Free/Reduced Lunch</b>															
Free/Reduced Lunch Students	29	0%	28%	45%	28%						1492	2%	24%	55%	20%
Not Free/Reduced Lunch Students	56	4%	52%	36%	9%						5705	5%	42%	44%	9%

Level 4 = Proficient with Distinction; Level 3 = Proficient; Level 2 = Partially Proficient; Level 1 = Substantially Below Proficient

++ = Data suppressed to protect student confidentiality

