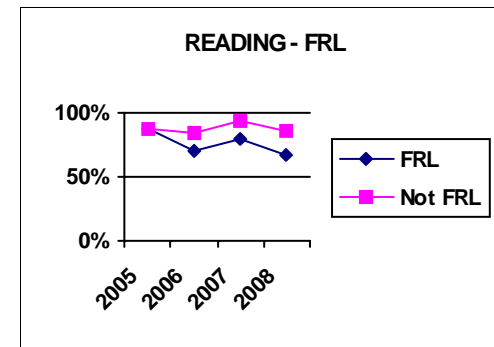
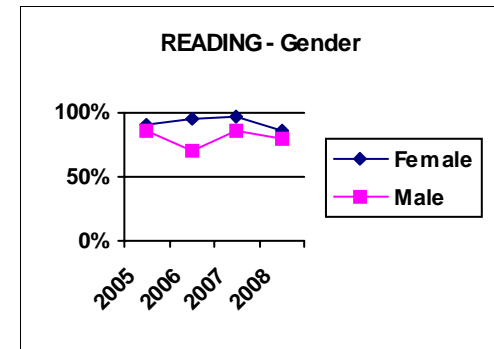
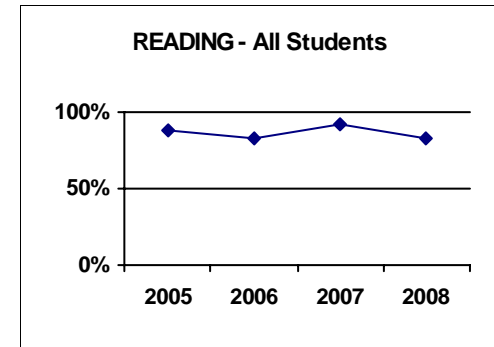


Disaggregated Reading Results

School: Stowe Middle/High School
District: Stowe
State: Vermont
PSID: PS287



	School					District					State				
	Tested	Level 4	Level 3	Level 2	Level 1	Tested	Level 4	Level 3	Level 2	Level 1	Tested	Level 4	Level 3	Level 2	Level 1
All Students															
All Students	98	29%	54%	12%	5%	284	27%	54%	12%	5%	38800	18%	53%	19%	10%
Primary Race/Ethnicity															
American Indian or Alaskan Native	0	0%	0%	0%	0%	0	0%	0%	0%	0%	73	1%	45%	32%	22%
Asian	0	0%	0%	0%	0%	++	++	++	++	++	560	30%	50%	13%	6%
Black or African American	0	0%	0%	0%	0%	++	++	++	++	++	668	9%	43%	23%	25%
Native Hawaiian or Pacific Islander	0	0%	0%	0%	0%	++	++	++	++	++	38	18%	66%	16%	0%
White (non-Hispanic)	98	29%	54%	12%	5%	++	++	++	++	++	36867	19%	53%	19%	10%
No Primary Race/Ethnicity	0	0%	0%	0%	0%	++	++	++	++	++	594	16%	47%	22%	14%
Gender															
Male	50	20%	60%	10%	10%	144	19%	59%	13%	7%	19927	14%	52%	21%	13%
Female	48	38%	48%	15%	0%	140	34%	49%	11%	4%	18864	23%	53%	16%	8%
LEP Status															
Currently receiving LEP services	++	++	++	++	++	++	++	++	++	++	719	6%	39%	29%	26%
LEP All Other Students	++	++	++	++	++	++	++	++	++	++	38081	19%	53%	18%	10%
IEP															
Students with an IEP	++	++	++	++	++	21	0%	19%	33%	29%	4892	1%	21%	32%	46%
IEP All Other Students	++	++	++	++	++	263	29%	57%	11%	3%	33908	21%	57%	17%	5%
Free/Reduced Lunch															
Free/Reduced Lunch Students	15	0%	67%	13%	20%	44	7%	45%	23%	20%	12583	8%	46%	27%	19%
Not Free/Reduced Lunch Students	83	34%	52%	12%	2%	240	30%	56%	10%	2%	26217	23%	56%	15%	6%

Level 4 = Proficient with Distinction; Level 3 = Proficient; Level 2 = Partially Proficient; Level 1 = Substantially Below Proficient

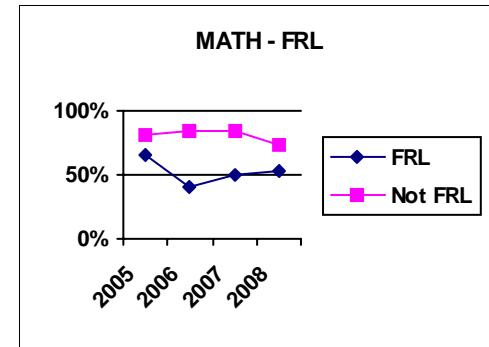
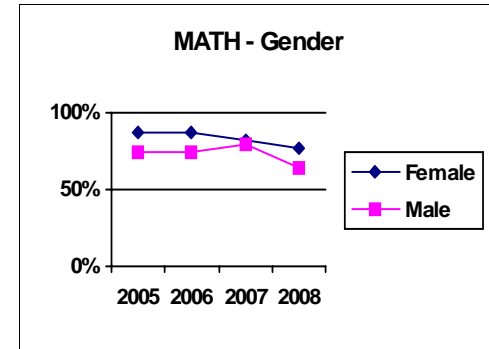
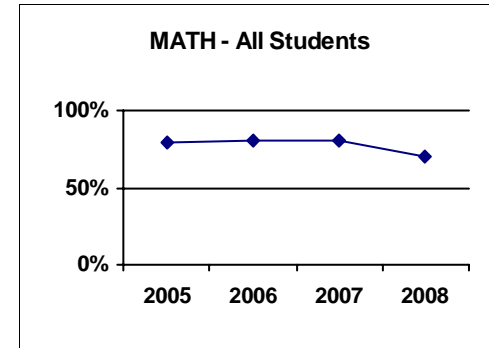
++ = Data suppressed to protect student confidentiality



DEPARTMENT OF EDUCATION

School: Stowe Middle/High School
District: Stowe
State: Vermont
PSID: PS287

Fall 2008 Grades 03-08- NECAP Tests
Students in 2007-2008
Disaggregated Math Results



	School					District					State				
	Tested	Level 4	Level 3	Level 2	Level 1	Tested	Level 4	Level 3	Level 2	Level 1	Tested	Level 4	Level 3	Level 2	Level 1
All Students															
All Students	98	18%	52%	15%	14%	284	21%	54%	13%	10%	38831	21%	45%	18%	17%
Primary Race/Ethnicity															
American Indian or Alaskan Native	0	0%	0%	0%	0%	0	0%	0%	0%	0%	73	4%	37%	23%	36%
Asian	0	0%	0%	0%	0%	++	++	++	++	++	572	33%	42%	13%	12%
Black or African American	0	0%	0%	0%	0%	++	++	++	++	++	684	7%	32%	21%	40%
Native Hawaiian or Pacific Islander	0	0%	0%	0%	0%	++	++	++	++	++	39	23%	44%	23%	10%
White (non-Hispanic)	98	18%	52%	15%	14%	++	++	++	++	++	36864	21%	45%	17%	17%
No Primary Race/Ethnicity	0	0%	0%	0%	0%	++	++	++	++	++	599	16%	40%	22%	22%
Gender															
Male	50	16%	48%	22%	14%	144	24%	51%	14%	10%	19939	21%	44%	17%	17%
Female	48	21%	56%	8%	15%	140	19%	56%	13%	10%	18883	20%	45%	18%	17%
LEP Status															
Currently receiving LEP services	++	++	++	++	++	++	++	++	++	++	739	9%	32%	24%	35%
LEP All Other Students	++	++	++	++	++	++	++	++	++	++	38092	21%	45%	17%	17%
IEP															
Students with an IEP	++	++	++	++	++	21	0%	10%	14%	57%	4886	2%	19%	22%	57%
IEP All Other Students	++	++	++	++	++	263	23%	57%	13%	6%	33945	23%	48%	17%	11%
Free/Reduced Lunch															
Free/Reduced Lunch Students	15	0%	53%	0%	47%	44	7%	45%	5%	39%	12587	9%	39%	23%	29%
Not Free/Reduced Lunch Students	83	22%	52%	18%	8%	240	24%	55%	15%	5%	26244	26%	47%	15%	11%

Level 4 = Proficient with Distinction; Level 3 = Proficient; Level 2 = Partially Proficient; Level 1 = Substantially Below Proficient

++ = Data suppressed to protect student confidentiality

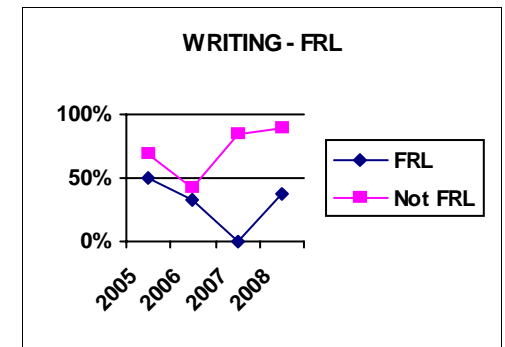
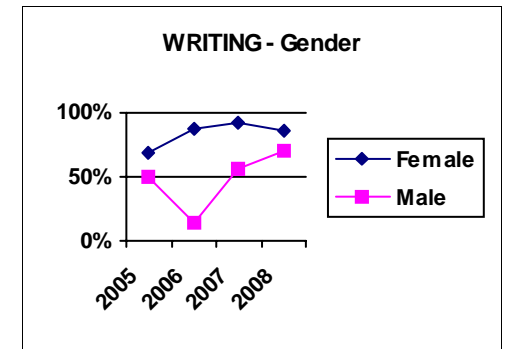
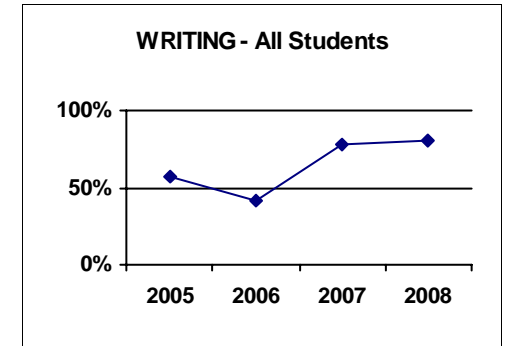
Disaggregated Writing Results

School: Stowe Middle/High School
District: Stowe
State: Vermont
PSID: PS287

	School					District					State				
	Tested	Level 4	Level 3	Level 2	Level 1	Tested	Level 4	Level 3	Level 2	Level 1	Tested	Level 4	Level 3	Level 2	Level 1
All Students															
All Students	45	13%	67%	18%	2%	94	32%	43%	16%	5%	13168	19%	35%	29%	17%
Primary Race/Ethnicity															
American Indian or Alaskan Native	0	0%	0%	0%	0%	0	0%	0%	0%	0%	24	17%	29%	29%	25%
Asian	0	0%	0%	0%	0%	++	++	++	++	++	188	32%	40%	18%	10%
Black or African American	0	0%	0%	0%	0%	0	0%	0%	0%	0%	214	13%	31%	29%	27%
Native Hawaiian or Pacific Islander	0	0%	0%	0%	0%	0	0%	0%	0%	0%	14	7%	71%	21%	0%
White (non-Hispanic)	45	13%	67%	18%	2%	++	++	++	++	++	12534	19%	35%	29%	17%
No Primary Race/Ethnicity	0	0%	0%	0%	0%	++	++	++	++	++	194	14%	35%	28%	22%
Gender															
Male	17	6%	65%	24%	6%	39	21%	38%	26%	10%	6694	12%	31%	33%	24%
Female	28	18%	68%	14%	0%	55	40%	45%	9%	2%	6469	27%	40%	24%	10%
LEP Status															
Currently receiving LEP services	++	++	++	++	++	++	++	++	++	++	214	9%	30%	35%	26%
LEP All Other Students	++	++	++	++	++	93	32%	43%	15%	5%	12954	19%	35%	29%	17%
IEP															
Students with an IEP	++	++	++	++	++	++	++	++	++	++	1728	0%	8%	30%	61%
IEP All Other Students	++	++	++	++	++	++	++	++	++	++	11440	22%	39%	28%	10%
Free/Reduced Lunch															
Free/Reduced Lunch Students	++	++	++	++	++	20	20%	25%	35%	10%	4105	10%	27%	35%	28%
Not Free/Reduced Lunch Students	++	++	++	++	++	74	35%	47%	11%	4%	9063	24%	39%	26%	12%

Level 4 = Proficient with Distinction; Level 3 = Proficient; Level 2 = Partially Proficient; Level 1 = Substantially Below Proficient

++ = Data suppressed to protect student confidentiality





DEPARTMENT OF EDUCATION

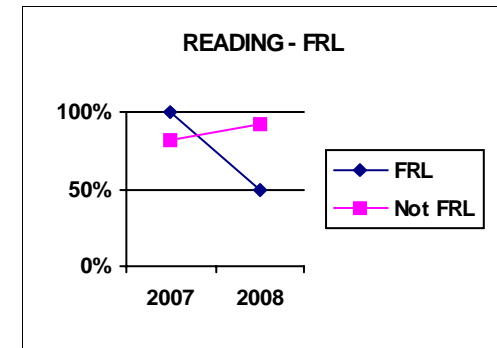
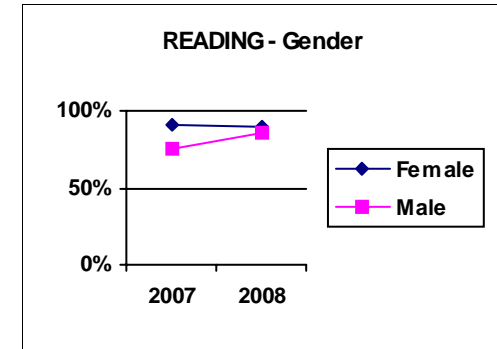
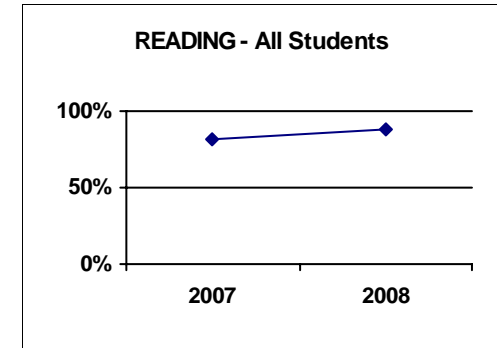
School: Stowe Middle/High School
District: Stowe
State: Vermont
PSID: PS287

Fall 2008 Grade 11 - NECAP Tests
Students in 2007-2008
Disaggregated Reading Results

	School					District					State				
	Tested	Level 4	Level 3	Level 2	Level 1	Tested	Level 4	Level 3	Level 2	Level 1	Tested	Level 4	Level 3	Level 2	Level 1
All Students															
All Students	42	36%	52%	10%	2%						7201	22%	50%	18%	10%
Primary Race/Ethnicity															
American Indian or Alaskan Native	0	0%	0%	0%	0%						++	++	++	++	++
Asian	0	0%	0%	0%	0%						78	29%	37%	19%	14%
Black or African American	0	0%	0%	0%	0%						92	13%	45%	18%	24%
Native Hawaiian or Pacific Islander	0	0%	0%	0%	0%						++	++	++	++	++
White (non-Hispanic)	42	36%	52%	10%	2%						6934	22%	50%	18%	10%
No Primary Race/Ethnicity	0	0%	0%	0%	0%						47	11%	49%	28%	13%
Gender															
Male	22	41%	45%	14%	0%						3616	15%	50%	21%	14%
Female	20	30%	60%	5%	5%						3581	29%	50%	15%	6%
LEP Status															
Currently receiving LEP services	0	0%	0%	0%	0%						68	0%	25%	44%	31%
LEP All Other Students	42	36%	52%	10%	2%						7133	22%	50%	18%	10%
IEP															
Students with an IEP	++	++	++	++	++						885	1%	20%	33%	45%
IEP All Other Students	++	++	++	++	++						6316	25%	54%	16%	6%
Free/Reduced Lunch															
Free/Reduced Lunch Students	++	++	++	++	++						1495	10%	45%	26%	18%
Not Free/Reduced Lunch Students	++	++	++	++	++						5706	25%	51%	16%	8%

Level 4 = Proficient with Distinction; Level 3 = Proficient; Level 2 = Partially Proficient; Level 1 = Substantially Below Proficient

++ = Data suppressed to protect student confidentiality



School: Stowe Middle/High School
District: Stowe
State: Vermont
PSID: PS287

Fall 2008 Grade 11 - NECAP Tests

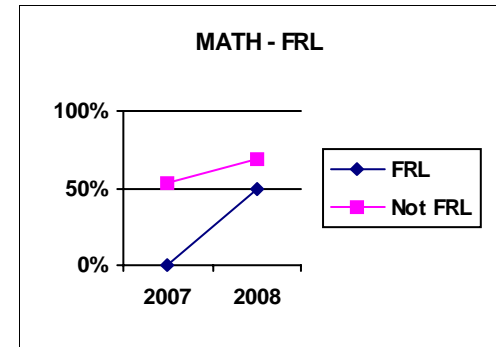
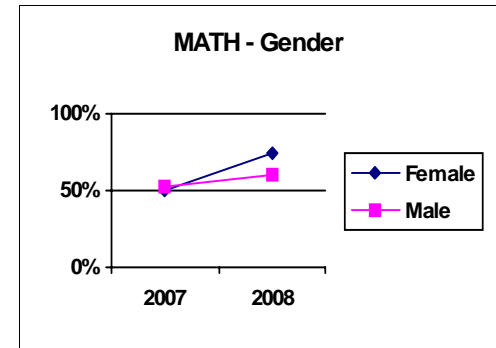
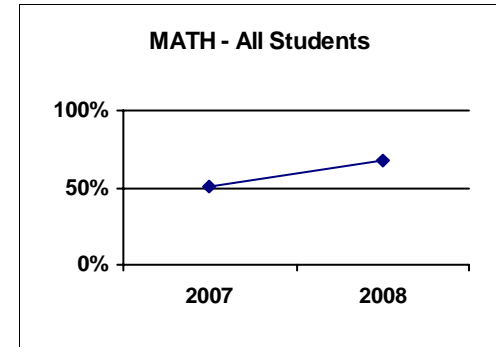
Students in 2007-2008

Disaggregated Math Results

	School					District					State				
	Tested	Level 4	Level 3	Level 2	Level 1	Tested	Level 4	Level 3	Level 2	Level 1	Tested	Level 4	Level 3	Level 2	Level 1
All Students															
All Students	42	7%	60%	19%	14%						7166	2%	33%	28%	37%
Primary Race/Ethnicity															
American Indian or Alaskan Native	0	0%	0%	0%	0%						++	++	++	++	++
Asian	0	0%	0%	0%	0%						80	4%	36%	32%	28%
Black or African American	0	0%	0%	0%	0%						91	0%	12%	29%	59%
Native Hawaiian or Pacific Islander	0	0%	0%	0%	0%						++	++	++	++	++
White (non-Hispanic)	42	7%	60%	19%	14%						6897	2%	34%	28%	36%
No Primary Race/Ethnicity	0	0%	0%	0%	0%						48	0%	19%	27%	54%
Gender															
Male	22	5%	55%	32%	9%						3588	2%	34%	27%	37%
Female	20	10%	65%	5%	20%						3574	1%	33%	30%	36%
LEP Status															
Currently receiving LEP services	0	0%	0%	0%	0%						68	0%	6%	24%	71%
LEP All Other Students	42	7%	60%	19%	14%						7098	2%	34%	28%	37%
IEP															
Students with an IEP	++	++	++	++	++						859	0%	3%	8%	89%
IEP All Other Students	++	++	++	++	++						6307	2%	37%	31%	30%
Free/Reduced Lunch															
Free/Reduced Lunch Students	++	++	++	++	++						1473	0%	17%	26%	57%
Not Free/Reduced Lunch Students	++	++	++	++	++						5693	2%	37%	29%	32%

Level 4 = Proficient with Distinction; Level 3 = Proficient; Level 2 = Partially Proficient; Level 1 = Substantially Below Proficient

++ = Data suppressed to protect student confidentiality



Disaggregated Writing Results

School: Stowe Middle/High School
District: Stowe
State: Vermont
PSID: PS287

	School					District					State				
	Tested	Level 4	Level 3	Level 2	Level 1	Tested	Level 4	Level 3	Level 2	Level 1	Tested	Level 4	Level 3	Level 2	Level 1
All Students															
All Students	42	7%	55%	36%	2%						7197	4%	38%	46%	11%
<hr/>															
Primary Race/Ethnicity															
American Indian or Alaskan Native	0	0%	0%	0%	0%						++	++	++	++	++
Asian	0	0%	0%	0%	0%						77	9%	39%	45%	6%
Black or African American	0	0%	0%	0%	0%						92	5%	24%	59%	12%
Native Hawaiian or Pacific Islander	0	0%	0%	0%	0%						++	++	++	++	++
White (non-Hispanic)	42	7%	55%	36%	2%						6931	4%	39%	46%	11%
No Primary Race/Ethnicity	0	0%	0%	0%	0%						47	2%	26%	55%	17%
<hr/>															
Gender															
Male	22	5%	59%	32%	5%						3605	3%	31%	50%	16%
Female	20	10%	50%	40%	0%						3588	5%	46%	43%	6%
<hr/>															
LEP Status															
Currently receiving LEP services	0	0%	0%	0%	0%						67	0%	16%	66%	18%
LEP All Other Students	42	7%	55%	36%	2%						7130	4%	39%	46%	11%
<hr/>															
IEP															
Students with an IEP	++	++	++	++	++						875	0%	7%	50%	43%
IEP All Other Students	++	++	++	++	++						6322	5%	43%	46%	6%
<hr/>															
Free/Reduced Lunch															
Free/Reduced Lunch Students	++	++	++	++	++						1492	2%	24%	55%	20%
Not Free/Reduced Lunch Students	++	++	++	++	++						5705	5%	42%	44%	9%

Level 4 = Proficient with Distinction; Level 3 = Proficient; Level 2 = Partially Proficient; Level 1 = Substantially Below Proficient

++ = Data suppressed to protect student confidentiality

