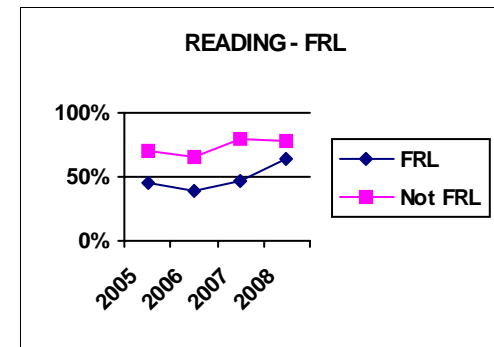
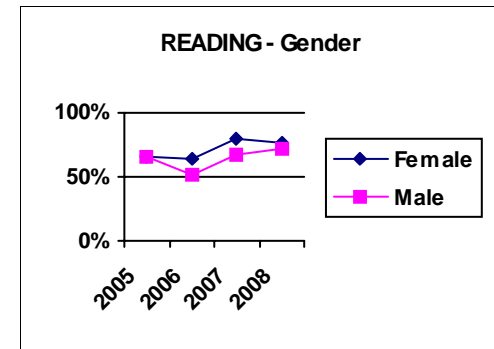
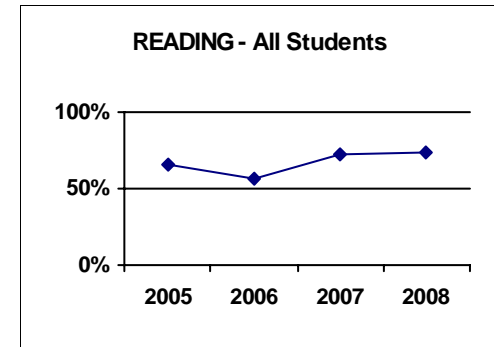


Disaggregated Reading Results

School: Vergennes UHS #5
District: Vergennes UHSD
State: Vermont
PSID: PS312



	School					District					State				
	Tested	Level 4	Level 3	Level 2	Level 1	Tested	Level 4	Level 3	Level 2	Level 1	Tested	Level 4	Level 3	Level 2	Level 1
All Students															
All Students	96	20%	54%	17%	9%						38800	18%	53%	19%	10%
Primary Race/Ethnicity															
American Indian or Alaskan Native	0	0%	0%	0%	0%						73	1%	45%	32%	22%
Asian	0	0%	0%	0%	0%						560	30%	50%	13%	6%
Black or African American	++	++	++	++	++						668	9%	43%	23%	25%
Native Hawaiian or Pacific Islander	++	++	++	++	++						38	18%	66%	16%	0%
White (non-Hispanic)	++	++	++	++	++						36867	19%	53%	19%	10%
No Primary Race/Ethnicity	0	0%	0%	0%	0%						594	16%	47%	22%	14%
Gender															
Male	56	20%	52%	18%	11%						19927	14%	52%	21%	13%
Female	40	20%	57%	15%	8%						18864	23%	53%	16%	8%
LEP Status															
Currently receiving LEP services	++	++	++	++	++						719	6%	39%	29%	26%
LEP All Other Students	++	++	++	++	++						38081	19%	53%	18%	10%
IEP															
Students with an IEP	++	++	++	++	++						4892	1%	21%	32%	46%
IEP All Other Students	++	++	++	++	++						33908	21%	57%	17%	5%
Free/Reduced Lunch															
Free/Reduced Lunch Students	31	6%	58%	23%	13%						12583	8%	46%	27%	19%
Not Free/Reduced Lunch Students	65	26%	52%	14%	8%						26217	23%	56%	15%	6%

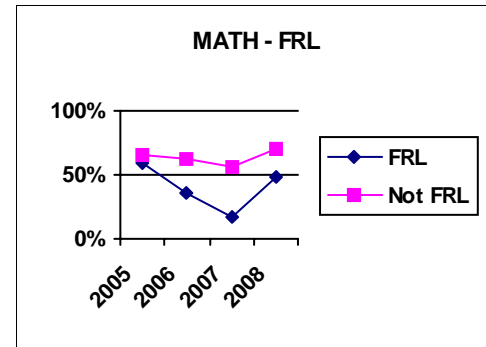
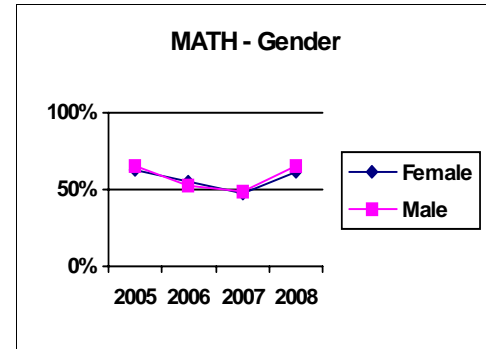
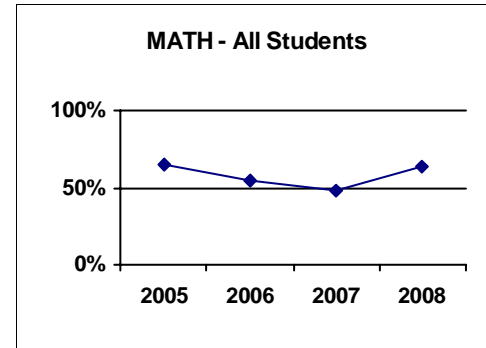
Level 4 = Proficient with Distinction; Level 3 = Proficient; Level 2 = Partially Proficient; Level 1 = Substantially Below Proficient

++ = Data suppressed to protect student confidentiality

School: Vergennes UHS #5
District: Vergennes UHSD
State: Vermont
PSID: PS312

Fall 2008 Grades 03-08- NECAP Tests Students in 2007-2008

Disaggregated Math Results



	School					District					State				
	Tested	Level 4	Level 3	Level 2	Level 1	Tested	Level 4	Level 3	Level 2	Level 1	Tested	Level 4	Level 3	Level 2	Level 1
All Students															
All Students	96	25%	39%	23%	14%						38831	21%	45%	18%	17%
Primary Race/Ethnicity															
American Indian or Alaskan Native	0	0%	0%	0%	0%						73	4%	37%	23%	36%
Asian	0	0%	0%	0%	0%						572	33%	42%	13%	12%
Black or African American	++	++	++	++	++						684	7%	32%	21%	40%
Native Hawaiian or Pacific Islander	++	++	++	++	++						39	23%	44%	23%	10%
White (non-Hispanic)	++	++	++	++	++						36864	21%	45%	17%	17%
No Primary Race/Ethnicity	0	0%	0%	0%	0%						599	16%	40%	22%	22%
Gender															
Male	56	29%	36%	21%	14%						19939	21%	44%	17%	17%
Female	40	20%	42%	25%	12%						18883	20%	45%	18%	17%
LEP Status															
Currently receiving LEP services	++	++	++	++	++						739	9%	32%	24%	35%
LEP All Other Students	++	++	++	++	++						38092	21%	45%	17%	17%
IEP															
Students with an IEP	++	++	++	++	++						4886	2%	19%	22%	57%
IEP All Other Students	++	++	++	++	++						33945	23%	48%	17%	11%
Free/Reduced Lunch															
Free/Reduced Lunch Students	31	10%	39%	23%	29%						12587	9%	39%	23%	29%
Not Free/Reduced Lunch Students	65	32%	38%	23%	6%						26244	26%	47%	15%	11%

Level 4 = Proficient with Distinction; Level 3 = Proficient; Level 2 = Partially Proficient; Level 1 = Substantially Below Proficient

++ = Data suppressed to protect student confidentiality

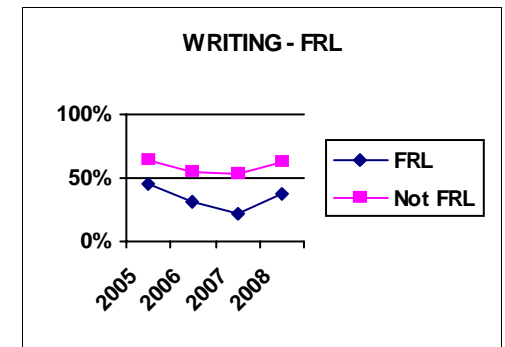
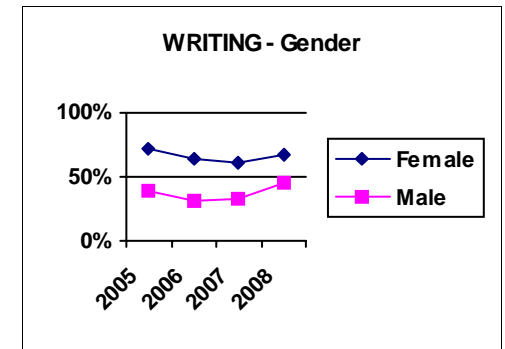
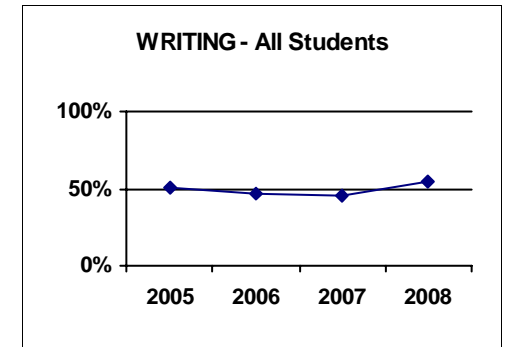
Disaggregated Writing Results

School: Vergennes UHS #5
District: Vergennes UHSD
State: Vermont
PSID: PS312

	School					District					State				
	Tested	Level 4	Level 3	Level 2	Level 1	Tested	Level 4	Level 3	Level 2	Level 1	Tested	Level 4	Level 3	Level 2	Level 1
All Students															
All Students	96	8%	47%	33%	11%						13168	19%	35%	29%	17%
Primary Race/Ethnicity															
American Indian or Alaskan Native	0	0%	0%	0%	0%						24	17%	29%	29%	25%
Asian	0	0%	0%	0%	0%						188	32%	40%	18%	10%
Black or African American	++	++	++	++	++						214	13%	31%	29%	27%
Native Hawaiian or Pacific Islander	++	++	++	++	++						14	7%	71%	21%	0%
White (non-Hispanic)	++	++	++	++	++						12534	19%	35%	29%	17%
No Primary Race/Ethnicity	0	0%	0%	0%	0%						194	14%	35%	28%	22%
Gender															
Male	56	7%	39%	38%	16%						6694	12%	31%	33%	24%
Female	40	10%	57%	28%	5%						6469	27%	40%	24%	10%
LEP Status															
Currently receiving LEP services	++	++	++	++	++						214	9%	30%	35%	26%
LEP All Other Students	++	++	++	++	++						12954	19%	35%	29%	17%
IEP															
Students with an IEP	++	++	++	++	++						1728	0%	8%	30%	61%
IEP All Other Students	++	++	++	++	++						11440	22%	39%	28%	10%
Free/Reduced Lunch															
Free/Reduced Lunch Students	31	3%	35%	45%	16%						4105	10%	27%	35%	28%
Not Free/Reduced Lunch Students	65	11%	52%	28%	9%						9063	24%	39%	26%	12%

Level 4 = Proficient with Distinction; Level 3 = Proficient; Level 2 = Partially Proficient; Level 1 = Substantially Below Proficient

++ = Data suppressed to protect student confidentiality





DEPARTMENT OF EDUCATION

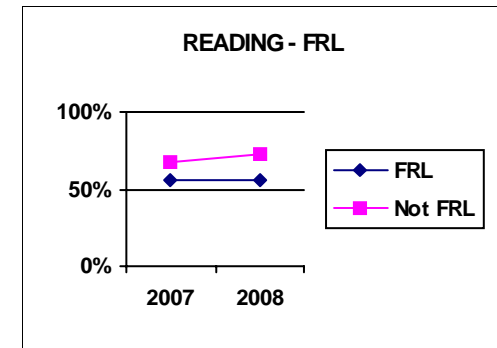
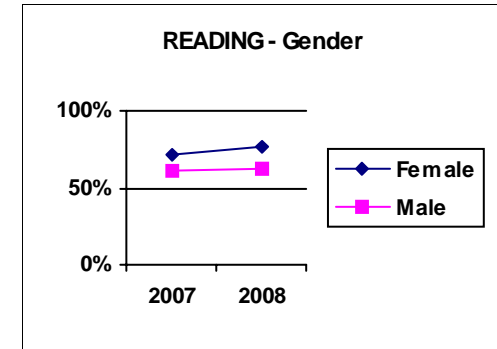
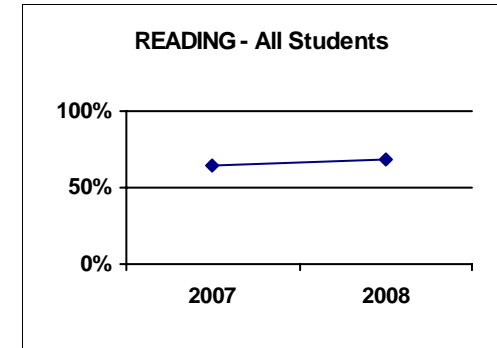
School: Vergennes UHS #5
District: Vergennes UHSD
State: Vermont
PSID: PS312

Fall 2008 Grade 11 - NECAP Tests
Students in 2007-2008
Disaggregated Reading Results

	School					District					State				
	Tested	Level 4	Level 3	Level 2	Level 1	Tested	Level 4	Level 3	Level 2	Level 1	Tested	Level 4	Level 3	Level 2	Level 1
All Students															
All Students	106	11%	58%	16%	15%						7201	22%	50%	18%	10%
Primary Race/Ethnicity															
American Indian or Alaskan Native	0	0%	0%	0%	0%						++	++	++	++	++
Asian	0	0%	0%	0%	0%						78	29%	37%	19%	14%
Black or African American	0	0%	0%	0%	0%						92	13%	45%	18%	24%
Native Hawaiian or Pacific Islander	0	0%	0%	0%	0%						++	++	++	++	++
White (non-Hispanic)	106	11%	58%	16%	15%						6934	22%	50%	18%	10%
No Primary Race/Ethnicity	0	0%	0%	0%	0%						47	11%	49%	28%	13%
Gender															
Male	58	10%	52%	21%	17%						3616	15%	50%	21%	14%
Female	48	12%	65%	10%	12%						3581	29%	50%	15%	6%
LEP Status															
Currently receiving LEP services	0	0%	0%	0%	0%						68	0%	25%	44%	31%
LEP All Other Students	106	11%	58%	16%	15%						7133	22%	50%	18%	10%
IEP															
Students with an IEP	19	0%	26%	26%	47%						885	1%	20%	33%	45%
IEP All Other Students	87	14%	64%	14%	8%						6316	25%	54%	16%	6%
Free/Reduced Lunch															
Free/Reduced Lunch Students	25	4%	52%	16%	28%						1495	10%	45%	26%	18%
Not Free/Reduced Lunch Students	81	14%	59%	16%	11%						5706	25%	51%	16%	8%

Level 4 = Proficient with Distinction; Level 3 = Proficient; Level 2 = Partially Proficient; Level 1 = Substantially Below Proficient

++ = Data suppressed to protect student confidentiality



School: Vergennes UHS #5
District: Vergennes UHSD
State: Vermont
PSID: PS312

Fall 2008 Grade 11 - NECAP Tests

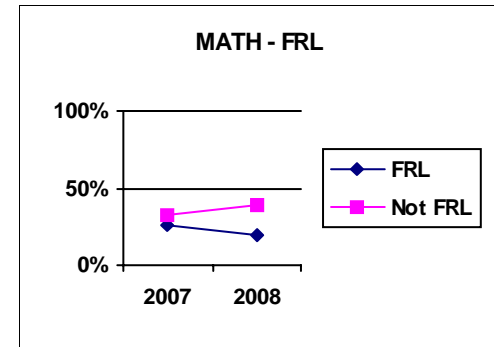
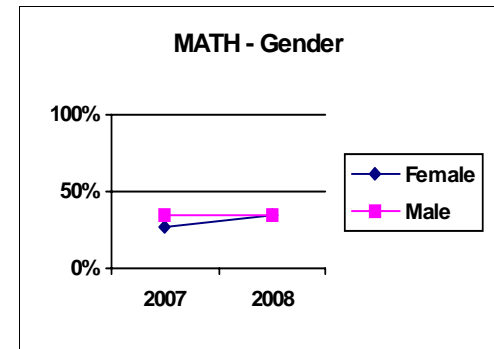
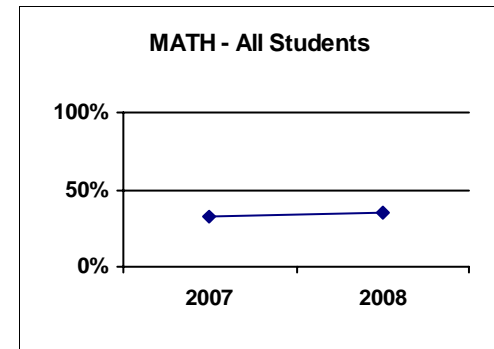
Students in 2007-2008

Disaggregated Math Results

	School					District					State				
	Tested	Level 4	Level 3	Level 2	Level 1	Tested	Level 4	Level 3	Level 2	Level 1	Tested	Level 4	Level 3	Level 2	Level 1
All Students															
All Students	106	1%	34%	27%	38%						7166	2%	33%	28%	37%
Primary Race/Ethnicity															
American Indian or Alaskan Native	0	0%	0%	0%	0%						++	++	++	++	++
Asian	0	0%	0%	0%	0%						80	4%	36%	32%	28%
Black or African American	0	0%	0%	0%	0%						91	0%	12%	29%	59%
Native Hawaiian or Pacific Islander	0	0%	0%	0%	0%						++	++	++	++	++
White (non-Hispanic)	106	1%	34%	27%	38%						6897	2%	34%	28%	36%
No Primary Race/Ethnicity	0	0%	0%	0%	0%						48	0%	19%	27%	54%
Gender															
Male	58	2%	33%	28%	38%						3588	2%	34%	27%	37%
Female	48	0%	35%	27%	38%						3574	1%	33%	30%	36%
LEP Status															
Currently receiving LEP services	0	0%	0%	0%	0%						68	0%	6%	24%	71%
LEP All Other Students	106	1%	34%	27%	38%						7098	2%	34%	28%	37%
IEP															
Students with an IEP	19	0%	5%	5%	89%						859	0%	3%	8%	89%
IEP All Other Students	87	1%	40%	32%	26%						6307	2%	37%	31%	30%
Free/Reduced Lunch															
Free/Reduced Lunch Students	25	0%	20%	20%	60%						1473	0%	17%	26%	57%
Not Free/Reduced Lunch Students	81	1%	38%	30%	31%						5693	2%	37%	29%	32%

Level 4 = Proficient with Distinction; Level 3 = Proficient; Level 2 = Partially Proficient; Level 1 = Substantially Below Proficient

++ = Data suppressed to protect student confidentiality



Disaggregated Writing Results

School: Vergennes UHS #5
District: Vergennes UHSD
State: Vermont
PSID: PS312

	School					District					State				
	Tested	Level 4	Level 3	Level 2	Level 1	Tested	Level 4	Level 3	Level 2	Level 1	Tested	Level 4	Level 3	Level 2	Level 1
All Students															
All Students	106	4%	40%	47%	9%						7197	4%	38%	46%	11%
Primary Race/Ethnicity															
American Indian or Alaskan Native	0	0%	0%	0%	0%						++	++	++	++	++
Asian	0	0%	0%	0%	0%						77	9%	39%	45%	6%
Black or African American	0	0%	0%	0%	0%						92	5%	24%	59%	12%
Native Hawaiian or Pacific Islander	0	0%	0%	0%	0%						++	++	++	++	++
White (non-Hispanic)	106	4%	40%	47%	9%						6931	4%	39%	46%	11%
No Primary Race/Ethnicity	0	0%	0%	0%	0%						47	2%	26%	55%	17%
Gender															
Male	58	5%	36%	47%	12%						3605	3%	31%	50%	16%
Female	48	2%	44%	48%	6%						3588	5%	46%	43%	6%
LEP Status															
Currently receiving LEP services	0	0%	0%	0%	0%						67	0%	16%	66%	18%
LEP All Other Students	106	4%	40%	47%	9%						7130	4%	39%	46%	11%
IEP															
Students with an IEP	19	0%	16%	53%	32%						875	0%	7%	50%	43%
IEP All Other Students	87	5%	45%	46%	5%						6322	5%	43%	46%	6%
Free/Reduced Lunch															
Free/Reduced Lunch Students	25	0%	24%	56%	20%						1492	2%	24%	55%	20%
Not Free/Reduced Lunch Students	81	5%	44%	44%	6%						5705	5%	42%	44%	9%

Level 4 = Proficient with Distinction; Level 3 = Proficient; Level 2 = Partially Proficient; Level 1 = Substantially Below Proficient

++ = Data suppressed to protect student confidentiality

