

Disaggregated DRA Results

Spring 2008

Athens/Grafton Joint Contract School (PS120) - Windham Northeast S.U.
School State

	Tested	Level 5	Level 4	Level 3	Level 2	Level 1	Tested	Level 5	Level 4	Level 3	Level 2	Level 1
All Students												
All Students	11	55%	18%	27%	0%	0%	6150	51%	33%	9%	4%	3%
Primary Race/Ethnicity												
American Indian or Alaskan Native	0	0%	0%	0%	0%	0%	++	++	++	++	++	++
Asian	0	0%	0%	0%	0%	0%	86	56%	30%	9%	1%	3%
Black or African American	0	0%	0%	0%	0%	0%	103	30%	40%	18%	5%	7%
Hispanic or Latino	0	0%	0%	0%	0%	0%	78	51%	27%	10%	6%	5%
Native Hawaiian or Pacific Islander	0	0%	0%	0%	0%	0%	++	++	++	++	++	++
White (non-Hispanic)	11	55%	18%	27%	0%	0%	5766	52%	33%	9%	4%	3%
No Primary Race/Ethnicity	0	0%	0%	0%	0%	0%	112	43%	38%	14%	3%	3%
Gender												
Male	++	++	++	++	++	++	3179	47%	35%	10%	4%	4%
Female	++	++	++	++	++	++	2971	55%	31%	8%	3%	2%
LEP Status												
Currently receiving LEP services	0	0%	0%	0%	0%	0%	153	30%	38%	19%	6%	7%
LEP All Other Students	11	55%	18%	27%	0%	0%	5997	52%	33%	9%	4%	3%
IEP												
Students with an IEP	0	0%	0%	0%	0%	0%	650	12%	30%	21%	19%	19%
IEP All Other Students	11	55%	18%	27%	0%	0%	5500	56%	34%	8%	2%	1%
SES												
Economically Disadvantaged Students	++	++	++	++	++	++	2094	36%	38%	13%	7%	5%
SES All Other Students	++	++	++	++	++	++	4056	59%	31%	7%	2%	2%


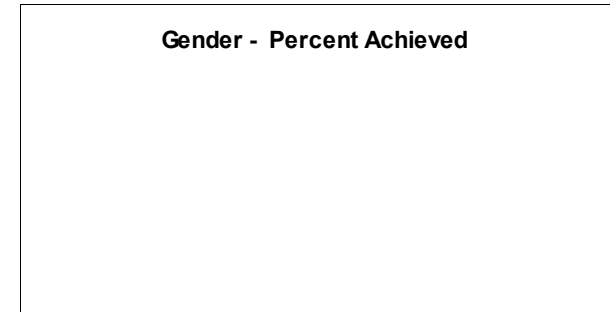
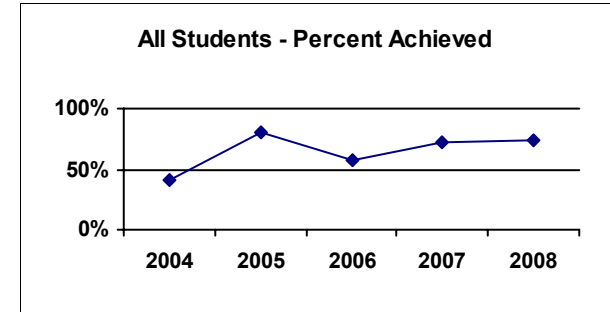
Level 5 = Achieved the Standard with Honors
Level 2 = Below the Standard

Level 4 = Achieved the Standard

Level 3 = Nearly Achieved the Standard

Level 1 = Little or No Evidence of Achievement

++ = Data suppressed to protect student confidentiality



No graph data for a year indicates no results for that year - OR- data suppressed to protect student confidentiality