

Indicator 5: Educational Environments

Target Setting

May 2021

Indicator 5

- Indicator 5 examines the percent of children with IEPs ages 5 in kindergarten and ages 6-21 served in three education environments
 - A: Inside the regular class 80% or more of the day
 - B: Inside the regular class less than 40% of the day
 - C: In separate schools, residential facilities, or homebound/hospital placements
- Sub indicators A,B,C have their own measurement and will have their own targets.

Ages 5-in-K through 21: Inside Regular Classroom at least 80% of time

- Placement for students with disabilities receiving special education and related services inside the regular classroom for 80 percent or more of the school day. (These are students who received special education and related services outside the regular classroom for less than 21 percent of the school day.)
- This may include students with disabilities placed in:
 - Regular class with special education/related services provided within regular classes;
 - Regular class with special education/related services provided outside regular classes; or
 - Regular class with special education services provided in resource rooms.
- This is the numerator for Measurement 5A

Ages 5-in-K through 21: Inside Regular Classroom < 40% of time

- Placement for students with disabilities receiving special education and related services inside the regular classroom less than 40 percent of the day. (These are students who received special education and related services outside the regular classroom for more than 60 percent of the school day.)
- This category may include students placed in:
 - Self-contained special classrooms with part-time instruction in a regular class; or
 - Self-contained special classrooms with full-time special education instruction on a regular school campus.
- This is the numerator for 5B

Indicator 5C

There are three are three placements that make up the numerator for 5C

- Separate Schools
- Homebound/Hospital
- Residential Facility

Ages 5-in-K through 21: Separate School–Public or Private

- Placement for students who receive education programs in public or private/ independent day school facilities where 100 percent of the student population receives special education services. This includes children with disabilities receiving special education and related services, at public expense, for greater than 50 percent of the school day in public or private/independent separate schools.
- This may include students placed in:
 - Day schools for students with disabilities;
 - Day schools for students with disabilities for a portion of the school day (greater than 50 percent) and in regular school buildings for the remainder of the school day; or
 - Residential facilities if the student does not live at the facility

Ages 5-in-K through 21: Homebound/Hospital

- Placement for students placed in and receiving special education and related services in homebound programs or hospital programs. Do not include students with disabilities whose parents have opted to home-school them and who receive special education and/or related services at public expense.

Ages 5-in-K through 21: Residential Facility– Public or Private

- Placement for students who receive education programs and who live in public or private/independent residential facilities during the school week. This includes students with disabilities who receive special education and related services, at public expense, for greater than 50 percent of the school day in public or private/independent residential facilities. This may include students placed in:
 - Residential schools for students with disabilities; or
 - Residential schools for students with disabilities for a portion of the school day (greater than 50 percent) and in separate day schools or regular school buildings for the remainder of the school day.

Ages 5-in-K through 21: Other Environments

- Other Environments that are not used in any numerator for Indicator 5 A, B or C include:
 - Inside Regular Classroom 40% to 79% of time
 - Correctional Facilities

For more information on Educational Environment Definitions: Ages 5-in-K through 21, please see [Special Education Child Count Reporting Instructions](#)

Educational Placements Decision

Placement decisions are made by the IEP team which includes:

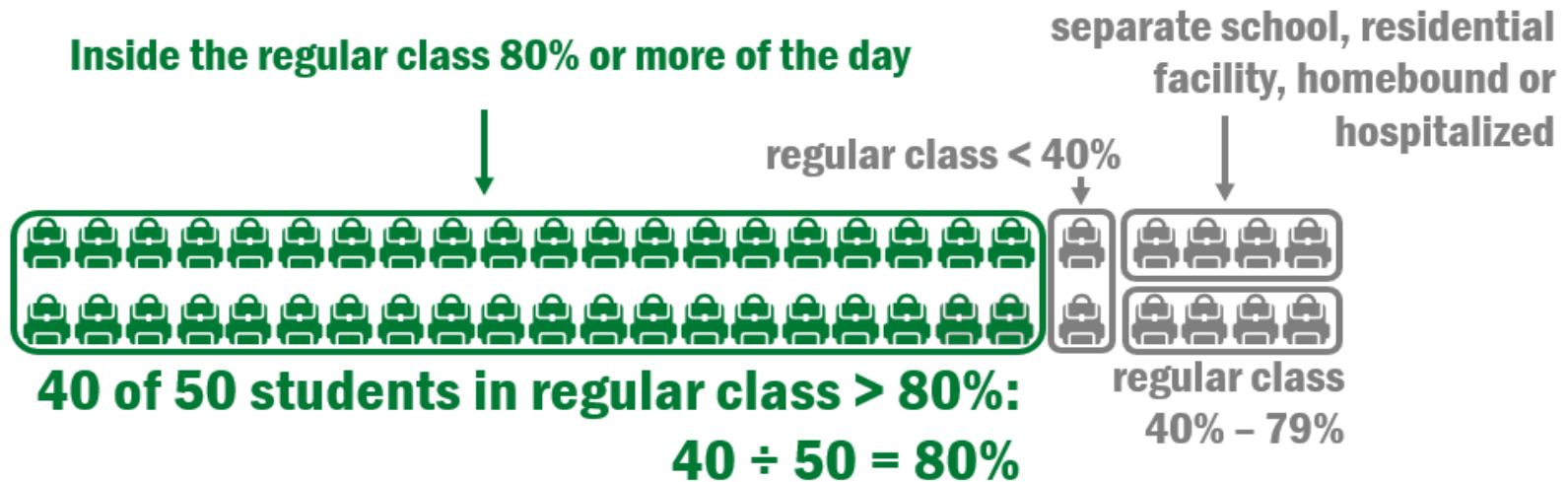
- Parents
- Educator
- Special Educator
- Related Service Providers
- Other persons knowledgeable about the child

Measurement A

Measurement A: % of students with IEPs ages 5 in kindergarten and 6-21 served inside the regular class 80% or more of the day

This data is hypothetical and for illustrative purposes only.

Youth with IEPs age 5 in K - 21:



Measurement B

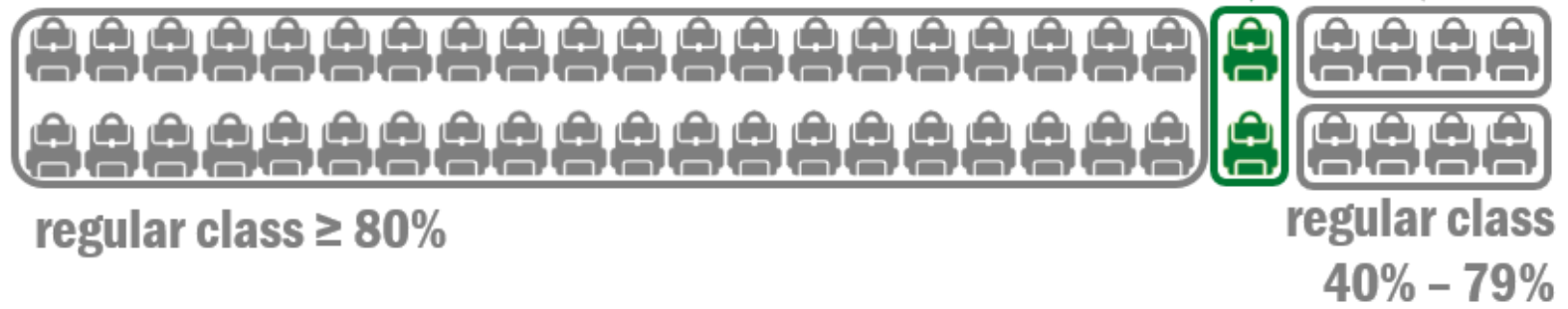
Measurement B: % of students with IEPs ages 5 in kindergarten 6-21 served inside the regular class less than 40% of the day

This data is hypothetical and for illustrative purposes only.

Youth with IEPs age 5 in K - 21:

separate school, residential facility, homebound or hospitalized

2 of 50 students in regular class < 40%: $2 \div 50 = 4\%$



Measurement C

Measurement C: % of students with IEPs ages age 5 in kindergarten and 6-21 served in separate schools, residential facilities, or homebound/hospital placements

This data is hypothetical and for illustrative purposes only.

Youth with IEPs age 5 in K – 21:

**4 of 50 students in separate school, residential facility,
homebound or hospitalized: $4 \div 50 = 8\%$**



Rationale and Parameters

- Setting Targets for the next 6 years
 - FFY20, FFY21, FFY22, FFY23, FFY24, FFY25
- FFY20-FFY24 targets can be below, same or better than baseline
- FFY25 has to be better than baseline
- They can improve at any point, every point or just in FFY25

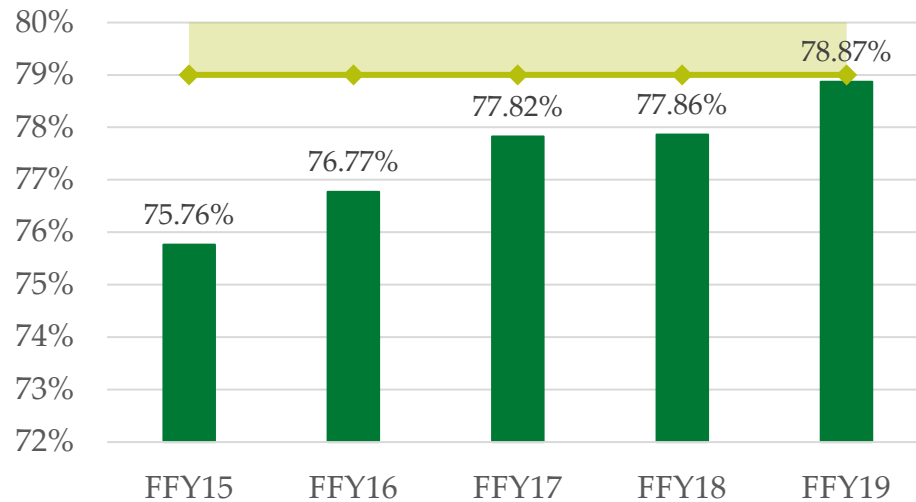
Target Setting Template/Table

	FFY20	FFY21	FFY22	FFY23	FFY24	FFY25
Measurement A: % of students with IEPs age 6-21 served inside the regular class 80% or more of the day expanded to include students with IEPs age 5 in kindergarten						
Measurement B: % of students with IEPs age 6-21 served inside the regular class less than 40% of the day expanded to include students with IEPs age 5 in kindergarten						
Measurement C: % of students with IEPs age 6-21 served in separate schools, residential facilities, or homebound/hospital placements expanded to include students with IEPs age 5 in kindergarten						

5A: Historically Reaching Targets

YEAR	FFY15	FFY16	FFY17	FFY18	FFY19
5A	N	N	N	N	N
5B	Y	Y	Y	Y	Y
5C	N	N	N	N	N

Historical Data - Indicator 5 Measure A

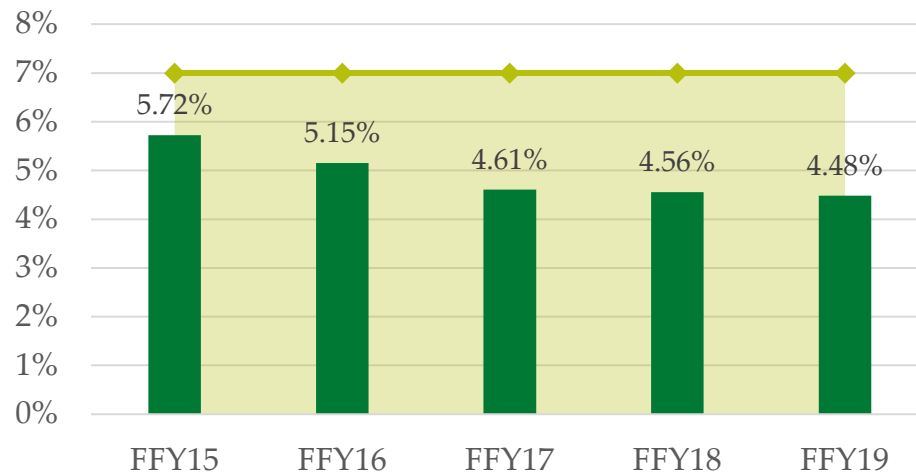


A: Served inside the regular class 80% or more of the day

5B: Historically Reaching Targets

YEAR	FFY15	FFY16	FFY17	FFY18	FFY19
5A	N	N	N	N	N
5B	Y	Y	Y	Y	Y
5C	N	N	N	N	N

Historical Data - Indicator 5 Measure B

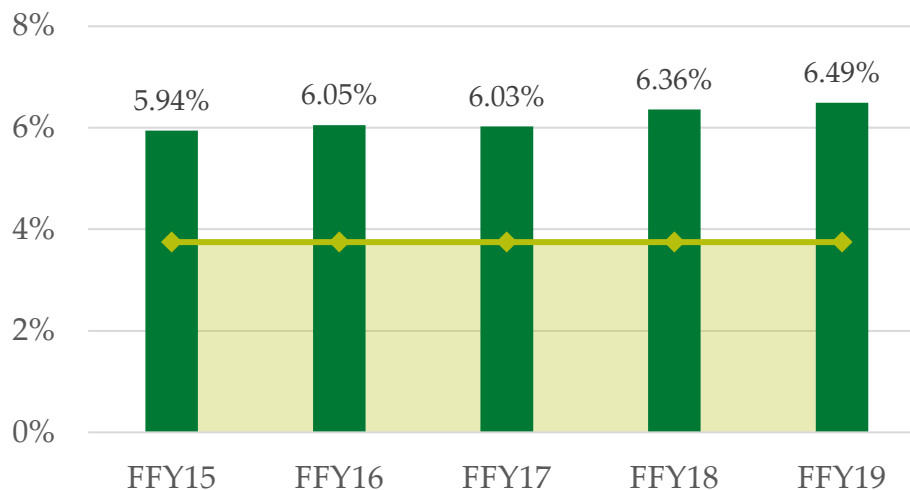


B: Served inside the regular class less than 40% of the day

5C: Historically Reaching Targets

YEAR	FFY15	FFY16	FFY17	FFY18	FFY19
5A	N	N	N	N	N
5B	Y	Y	Y	Y	Y
5C	N	N	N	N	N

Historical Data - Indicator 5 Measure C



C: Served in separate schools, residential facilities, or homebound/hospital placements

COVID Impact

- OSEP will consider the impact of Coronavirus-19 (COVID-19 or pandemic) on the State's FFY 2020 SPP/APR data. OSEP recognizes that COVID-19 could impact FFY 2020 data collection and data reporting

Contact

Ana Kolbach

Indicator 5 Steward and SPP-APR Coordinator

Ana.Kolbach@vermont.gov